

INDOOR



F A R O
BARCELONA

**For a sustainable
future of forests.**



Edition: A2024IN

Art: Faro Art

Print: Jiménez Godoy

Photographers:

Guillem F-H

Ricard Badía

Marta Vidal

Javier Marquez Lera

Ruth Lopez

Kioto Studio

Thanks to

Adeline Pithois-Guillou | Photo by aguillouphotography

Anna Brotons & AB Interior Design | Photo by Estudio Ampersand

BARRI Studio | Photo by José Sanchez Masterton

Beti Guasch | Photo by Sara Adroer

Dario Fernandez and Corso Estudio | Photo by Juan de los Mares

David Labori Arquitectura Doblecoco Studio

Distura Design

DOS architects Tavis Wright | Photo by Tomeu Canyellas

Ekaterina Tkachenko and Alisa Sivyakova | AE design

Elena Castells Poch

Estudio Além | Photo by Salva López

Estudio Além | Photo by Salva López

Estudio Ana Martí

Estudio Reciente | Photo by Asier Rua

Hernández Arquitectos | Photo by Maite Piera

Jaione Elizalde Estudio

João Nuno Macedo, Ricardo Silva, Marta Machado | Photo by J. Campos

LoCa Studio | Photo by Pol Viladoms

Lucia Buiza | Photo by Pablo Gómez-Ogando Rodríguez

Margarita Pavelka

Puccio Collodoro Architetti | Photo by Puccio Collodoro Architetti

Rez Estudio | Photo by Carla Capdevila

Rez Estudio | Photo by Carla Capdevila

RODES arquitectura&diseño | Photo by Germán Cabo

SALTO Proyectos de Arquitectura | Photo by Architectural Matter

SINCRO | Photo by Irene Diaz

Studio Arte | Photo by Ruben Guerreiro

Studio Limes Architetti | Photo by Angelo Talia

Upper Interiorismo

Upper Interiorismo | Photo by Néstor Marchador

YSLA Architects | Photo by Munetaka Ondera



We're Faro Barcelona

Our purpose	4
A brand with soul	6
Sustainability	8
Awards	14
Designers	16
Showrooms	18
Quality & innovation	20
Services	22



Indoor Collection

Special	32
Portables	44
Table & Floor	56
Suspended	168
Ceiling	278
Surface	322
Spotlights	524
Recessed	540
Track	584
Bulbs	590



OUR PURPOSE


“Faro Barcelona exists to contribute to the wellbeing and happiness of people through design and the relationship we establish with the objects that surround us in our daily lives. We believe in honest and accessible design. Design for everyone.”

Xavier Martin
CEO



A BRAND WITH SOUL

“We believe in the power of enthusiasm to move forward and surf the waves the best way we know while enjoying the process and radiating light around us.”

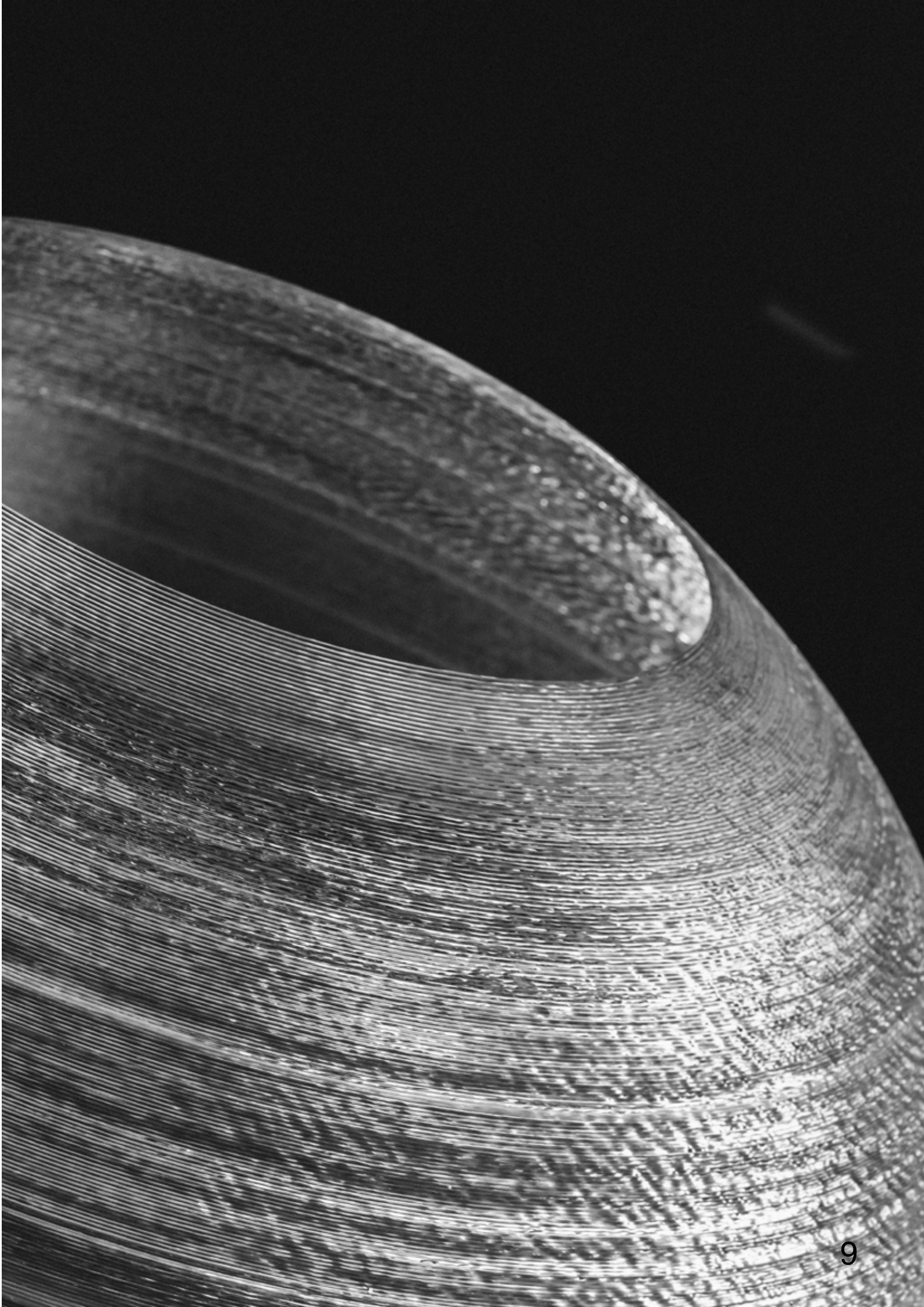




SUSTAINABILITY

Our sustainability journey focuses on two main objectives: reducing our negative impact on the planet and maximising our positive social impact.







People

The value of a great team

At Faro Barcelona, sustainability starts from the inside, taking care of the well-being and personal growth of our team.

Equality and diversity

At Faro Barcelona all people are great and equal, whatever their gender, age, religion or sexual orientation. Women, as well as men, play an important role: 76% of our team and 49% of our leaders are women.

Community support

For over a decade, we have been collaborating in social projects of foundations providing our help to ensure a better quality of life for the people helped by these organisations. Since 2008, we have had our own social project with Hook, each luminaire sold feeds a child in Africa for one year.

Supporting new talent

We collaborate with universities and design schools to help new talents emerge into their professional development. Projects such as Reborn, a second life for waste (La Llotja), make It design with 3D printing (CIM UPC), are some of the collaborations we have carried out.

Social innovation

We take part in disruptive social innovation research and develop products and services that solve social problems such as the ageing of the population. We have a positive impact on people's quality of life, contributing to their well-being and comfort through quality, accessible and sustainable lighting and design.



Planet

Sustainable packaging

Our packaging is made of recycled cardboard boxes printed in one ink and without staples to ease the disassembly and the right recycling.

We have eliminated single-use plastics and replaced them with recyclable paper bags and we use recycled cardboard shavings to protect the product during transport in 60% of our shipments. All our packaging meets Drop Test ISTA-2C quality standards to ensure products arrive in perfect condition.

More sustainable logistics and transport

We have optimised the packaging size of each product to reduce the amount of packaging material and the carbon footprint of transport. We have opened a new logistics centre in China to supply our Asia-Oceania market in a more sustainable way and reduce carbon emissions from transport.

Sustainable workspaces

We use green electricity in our offices. We produce 70% of the energy we consume with our own photovoltaic installation, ensuring that the energy is from renewable sources. In addition, our headquarters are designed to maximise the use of solar energy and natural light.

Supporting new talent Team committed to sustainability

At Faro Barcelona we have an internal sustainability committee that promotes different sustainability actions and monitors them.



Product

Sustainability from conceptualisation

In our eco-design decalogue we set out the main guidelines we follow to make our designs more sustainable. We work with external consultants to reduce the environmental impact of our production processes, guaranteeing the quality and safety of our products. We are training our design team in circular design techniques for the more sustainable development of all our products.

A longer useful life

We work to design timeless, repairable and long-lasting products in order to reduce their environmental impact. We research new methods to ensure that our designs last longer, are easy to repair and can be recycled.

Standardisation and modularity

We work on the standardisation of components for a more efficient use of resources and more sustainable production. We develop modular collections that allow us greater versatility and more efficient logistics and transport.

More sustainable processes and materials

One of the major challenges towards a more sustainable production is the choice of materials as it represents more than 70% of the product's carbon footprint. The use of recycled materials or materials with a lower environmental impact, the implementation of new techniques and the reduction of the number of materials used, help us achieve more sustainable manufacturing.

Control of the supply chain

We share our sustainability vision and commitments with all our suppliers. We, therefore have a supplier code of conduct to ensure a more sustainable supply chain.




CARBON FOOTPRINT CERTIFICATION

We have achieved certification of our carbon footprint calculation in accordance with the ISO 14064-1 international standard, a major milestone on our path to sustainability.

Thanks to this certification, we know the real volume of greenhouse gas emissions generated by our activity and it allows us to identify areas for improvement and implement compensation strategies through different programs.

We celebrate that we have successfully passed the sustainability audit carried out by EcoVadis, obtaining the prestigious Medal in recognition of our sustainability efforts and achievements.

Both certifications reaffirms our ongoing commitment to sustainability and corporate responsibility in all its facets and operations.







AWARD-WINNING DESIGNS

Totem by Roger Vancells



reddot winner 2023

Maya by Faro Lab



reddot winner 2023

Buddy by Andreu Carulla



Inviting by Bohman & Folenius



reddot award 2019
winner



Cadaqués by Faro Lab



Hook by Oiko Design Office



reddot award 2018
winner



Fuji by Isaac Piñeiro



reddot winner 2021
lighting design



Brot by Yembarastudio



reddot winner 2021
lighting design

Mine by Nahtrang



Whizz by Christoph F. Wagner



Buoh by Estudi Ribaudí



Lotus by Estudi Ribaudí



Mute by Nahtrang




Han by GoulaFiguera





Nutcreatives



Christopher F. Wagner



Goula/Figuera



Xjer Studio



Alegre Design



Héctor Serrano



Àlex & Manel Llusçà



Andreu Carulla



Faro Lab



Conillas



Jordi Llopis



Bohman&Folenius




Nahtrang



Ernest Perera Studio



Lucid



Isaac Piñeiro



Estudi Ribaudí



Jordi Busquets



Jordi Blasi



Pepe Llaudet



Roger Vancells



Adolfo Abejón



Aldanondoyfdez



Yembarastudio



Marina Milà



Cristina Borràs

DESIGNERS
ARTISTS
CREATORS




They make our world a better place thanks to their ingenuity, talent and creativity.

Espacio Princesa
Princesa 52 Barcelona



The creativity, ingenuity and design of Faro Barcelona can be found in the heart of the city. Welcome to Espacio Princesa!

Request visit



Docontract MAD
Velázquez 35-4ºD Madrid



This innovative space has emerged with the purpose of simplifying the work of architects, interior designers and developers looking for solutions for their new construction or renovation projects.

Showroom París
7 Rue d'Uzès Paris



A space in which to carry out commercial activities such as visits, product demonstrations and meetings, and to develop a calendar of scheduled events to experience first-hand the design concept in lighting and ceiling fans.

SHOWROOMS

We planned it to be the meeting point for designers, interior designers, architects and creatives to share their concerns and create a whole experience.

At Faro Barcelona, we control the quality of our products and services from conception and design to functionality and reliability tests.

Our quality management system is based on ISO9001.

Compliance with electrical safety regulations under EN60598 and energy efficiency ERP.

Parametrical Lab

Specification Compliance
Electrical Safety Tests
Integrating Sphere
Climatic Chamber
IK Tests

Environmental Testing Lab

Water IP Tests
Powder IP Tests
Salt Spray Chamber

Technical Assistance Service (TAS)

Customer Returns Analysis
Customer Returns Repairs
TAS Spare Parts


Quality inspections Lab

Batch inspections
Functional Tests
Product Assembly Control
Product Finish Control

Ceiling Fan Lab

Life Test
Customizations
Airflow measurements
Noise measurements

Goniophotometer Room



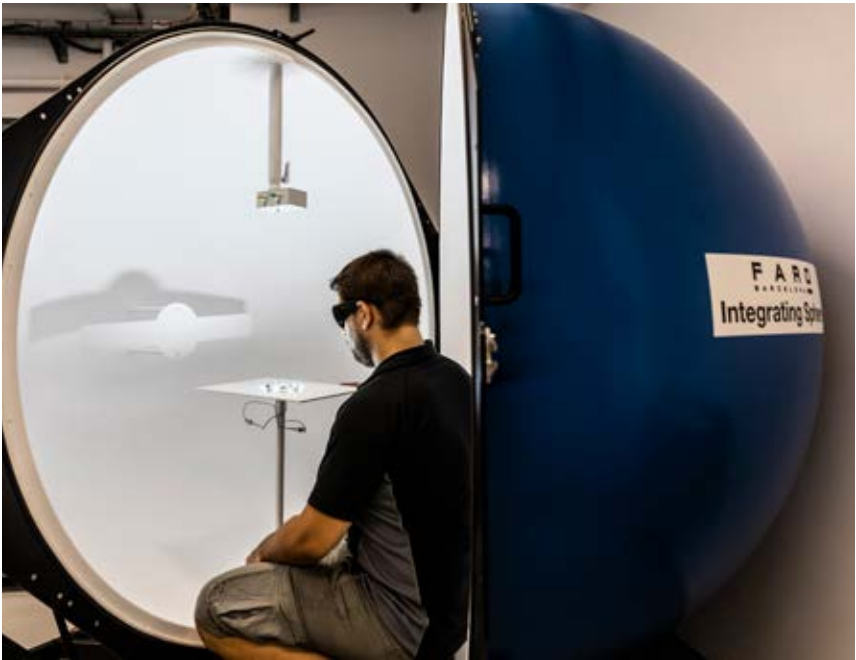
Q-LAB QUALITY & INNOVATION



Climatic Chamber



Goniophotometer Room



Integrating Sphere

SERVICES



Assistance during installation

Consultancy and Advice

Product customisation

Lighting projects

Lighting calculations

Digital documentation: Dialux (ULD, IES, LDT) Revit / BIM (RFA) 3D files, IGS (SketchUp)

Advice on product selection

Lighting and fan projects department

Incident management

Technical service

Technical support service

Custom & Special developments

Special



Aire
42



Mar
40



Tierra
38

Portable



Buddy
54



Fuji
48



Take Away
50

Table



Amelia
86



Akane
124



Anouk
102



Artis
140



Banker
108



Baobab
108




Berni
152



Bliss
100



Conga
132



Dominica
64



Drum
126



Eterna
98



Gru
108



Guadalupe
112



Hoshi
90



Inviting
88



Ito
106




Jellyfish
110




Lao
122



Lena
104



Levita
114



Liggera
82



Linda
146



Link
120



Loop
116



Luang
80




Lula
96



Lupe
148



Mambo
128



Mine
94



Moma
162



Montreal
134



Nidia
100



Niko
92



Nila
142



Otto
104



Rem
138



Samba
130



Savoy
136



Shan
84



Snap
106



Stood
118



Studio
60




Sweet
164



Sumba
98



Tatawin
68



Ten
90



Tree
150



Venice
72



Vesper
144



Volta
156

Clip



Inviting
88



Lena
448



Loop
116



Pepper
446



Studio
444

Floor



Artis
140



Akane
124




Berni
152



Black
166



Conga
132



Dominica
64



Drum
126



Guadalupe
112



Guest
160



Hotel
154



Jellyfish
110



Lao
122



Levita
114



Liggera
82



Linda
146




Link
120



Loop
116



Luang
80



Lupe
148



Mambo
128



Moma
162



Montreal
134



Papua
166



Rem
138



Samba
130



Savoy
136



Stand Up
158



Stood
118



Studio
60



Sweet
164



Tatawin
68



Tree
150



Treewood
74




Vesper
144



Volta
156



Venice
72



Whizz
158

Surface



Board
492



Celia
484



Chera
500



Confetti
349



Costas
364



Cotton
474



Cove
504



Diula
510



Dominica
330



Eaco
502



Elsa
504



Eres
468



Han
374



Homs
480



Hudson
482



Kamen
506



Kera
610



Levita
368



Liggera
338



Linda
488



Loa
482



Loop
388



Luang
342



Luna
506



Magritte
508



Marlin
484



Maya
360



May
366



Milo
336



Moy
368



Nash
496



Nila
344



Noon
462



Olaf
498



Oslo
498



Otton
470



Ovo
468



Pure
374



Ras
486



Retro
488



Roda
428



Sahara
428



Sera
480



Snap
486



Snow
504



Stan
494



Stood
386



Studio
326



Tatawin
334



Ten
478



Tera
506



Tou
490



Venice
356



Volga
518



Whizz
372

Reader



Artis
402



Aurea
436



Bel
450



Berni
422



Boc
442



Boken
450



Conga
396



Corb
466



Duas
434



Eterna
404



Flin
442



Fold
414



Frame
408



Guadalupe
376



Handy
426



Hotel
416



Joy
368



Juliet
448



Kale
454



Klee
378



Le Petit
436



Lead
454



Leser
452



Loke
440



Lupe
410



Magos
370



Mambo
400



Moma
430



Montreal
394



Mood
380



Niko
382



Nit
464



Orleans
536



Pixie
456



Press
456



Rem
406



Rob
438



Ron
412



Room
418



Samba
390



Sami
452



Savoy
392



Smile
610



Stan
432



Suau
458



Sumba
398



Sweet
424



Tila
462



Tira
428



Vesper
420



Volta
424




Well
466

Bath




Bianca
512




Brume
512




Danubio
520



Gala
514



Lago
514



Moy
368



Nilo
522



Perla
512



N

Ping
514

Ceiling



N

Amelia
280



Ami
312



Bic
310



Cocotte
290



Dolme
288



Haru
302



Iris
308



Janet
304



Link
292



Mega
310




Natsu
302



Orleans
292



Pote
304




Rel
300



Seven
306



Shoku
284



Side
610



N

Stan
304



Sven
298

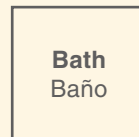


Tecto
294



N

Tender
282



Bath
Baño



Brume
320



Foro
312



Kao
312



Logos
316



Tola
318



Vuk
314



Zon
314

Suspended



Aina
268




Art
248



Charlotte
246



Claire
258



Clara
252



Cocotte
216



Confetti
192



Conga
236



Cosmos
264



Costas
224



Crater
244



Danka
264




Dolme
216



Fusta
238



Haka
228



Halita
254



Hotel
242



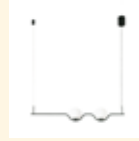
Isabelle
174



Kombo
218



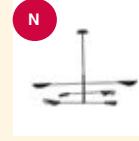
Lang
258



Levita
204



Liana
260



Liggera
190



Linda
242



Loop
200




Lou
258



Magma
244




Mambo
232




Margot
246




Marina
256




Marisol
176



Marlin
254




Mine
206



Mou
252



Naos
220



Nido
260



Ora
262



Pam
266



Plat
256



Pluma
222



Retro
202



Rose
250



Sabi
262



Saigon
196



Saipan
226



Samba
234



Savoy
238



Seven
268



Side
222



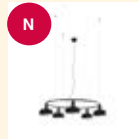
Stan
262



Stood
198



Studio
170



Tatawin
178



Sumba
226



Tree
242



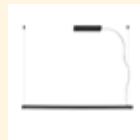
Tupai
226



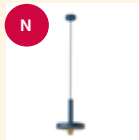
Venice
186



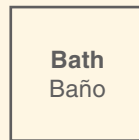
Vesper
240



Vico
194



Whizz
188



Bath
Baño



Brume
248

Spot




Coco
532




Lao
530




Link
538




Orleans
536



Ring
538



Stan
528




Stone
534


Recessed



Argón
558



Clear
566



Click
564



Domino
542



Ebba
568



Fox
570



Fresh
574



Gas
560



Hyde
550



Koi
562



Loke
440



Luan
582



Moist
568




Nais
562



Navi
610



Neon
560



Neu
544




Nord
544



Plas
548



Radón
556



Radón
556



Radón
556



Son
580



Stan
568




Suau
458




Ted
582



Tod
582



Wabi
566



Wet
566

Track



Link
586



Plot
586



Stan
588

TIERRA
MAR &
AIRE

by Héctor Serrano

designed by Héctor Serrano

How did the project come about?

Tierra, Mar and Aire (Earth, Sea and Air) arose from a concern about or interest in two concepts. First, an intention to democratise 3D printing on a large scale by integrating it as another industrial process in light manufacturing. Second, and most importantly, an interest in producing increasingly sustainable products and contributing to circularity. The project is something of a rallying cry encouraging us to consider our relationship with the planet in response to the current climate crisis. Nature does not generate waste: we must learn from it and move towards a more circular and sustainable product.







How would you describe the project?

What does it consist of?

What is the inspiration?

The project is organised into three areas: Tierra, Mar and Aire. These are the elements that represent our planet and refer to the origins of the materials from which the lights are made.

The shape of each light is inspired by shapes found in nature as a tribute and to emphasise the respect we should have for nature.

Although each of the collections is independent and entirely visually different due to the materials, they share three essential design features:

Calm:

These are simple, appealing and timeless shapes that are easy to live with and allow the details of the material to be appreciated.

Honest:

We avoid adding more elements so we can appreciate and value the nature of the 3D printing process with the grooves. Also, there is no post-processing involving filling or lacquering for sustainability, i.e., the final piece is as it comes out of the machine.

Organic and versatile:

By not using moulds, we offer shape variations for a more organic language adaptable to architectural needs.



“Nature does not generate waste: we must learn from it and move towards a more circular and sustainable production.”

Tierra 470
Héctor Serrano



20400 ● ● Black + Natural NA

Tierra 500
Héctor Serrano



20401 ● ● Black + Natural NA

Tierra 520
Héctor Serrano

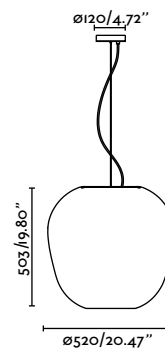
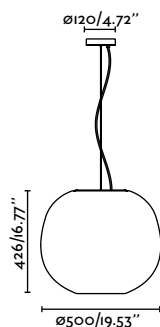
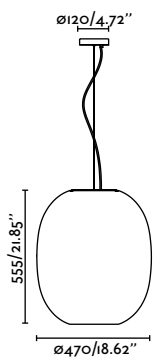


20402 ● ● Black + Natural NA

Material	Body Steel
	Shade PLA+Pine cellulose
Light Source	1 E27 max. 18W
Bulb incl.	No
Recom. Bulb	17478
Class	II
Voltage (V/Hz)	100V-240V/50-60Hz
Cable	2 MT

Material	Body Steel
	Shade PLA+Pine cellulose
Light Source	1 E27 max. 18W
Bulb incl.	No
Recom. Bulb	17478
Class	II
Voltage (V/Hz)	100V-240V/50-60Hz
Cable	2 MT

Material	Body Steel
	Shade PLA+Pine cellulose
Light Source	1 E27 max. 18W
Bulb incl.	No
Recom. Bulb	17478
Class	II
Voltage (V/Hz)	100V-240V/50-60Hz
Cable	2 MT



indoor

Tierra, Mar y Aire

Tierra

Designed by Héctor Serrano

Its natural and imperfect texture provides a unique warmth.



Mar H260
Héctor Serrano



20403 ●● Black + Green NA

Mar H290
Héctor Serrano



20404 ●● Black + Green NA

Mar H340
Héctor Serrano

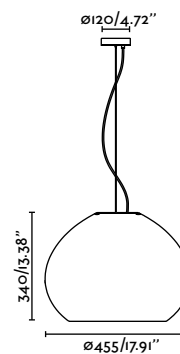
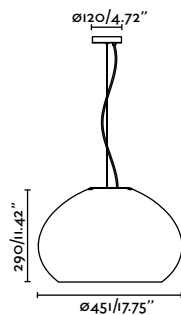
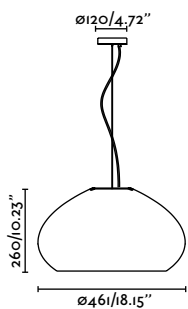


20405 ●● Black + Green NA

Material	Body Steel
	Shade Recycled fishing net
Light Source	E27 max. 15W
Bulb incl.	No
Recom. Bulb	17463
Class	II
Voltage (V/Hz)	100V-240V/50-60Hz
Cable	2 MT

Material	Body Steel
	Shade Recycled fishing net
Light Source	1 E27 max. 15W
Bulb incl.	No
Recom. Bulb	17463
Class	II
Voltage (V/Hz)	100V-240V/50-60Hz
Cable	2 MT

Material	Body Steel
	Shade Recycled fishing net
Light Source	1 E27 max. 15W
Bulb incl.	No
Recom. Bulb	17463
Class	II
Voltage (V/Hz)	100V-240V/50-60Hz
Cable	2 MT



indoor

Tierra, Mar y Aire

Mar

Designed by Héctor Serrano

Inspired by sea urchins,
these luminaries are
the result of the fusion
of nature and 3D
technology



Aire 450
Héctor Serrano



20406 ●● White + Translucent NA

Aire 650
Héctor Serrano



20407 ●● White + Translucent NA

Aire 850
Héctor Serrano

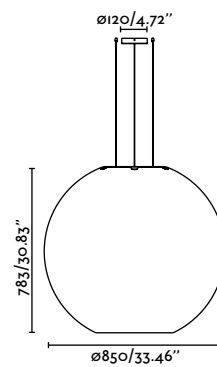
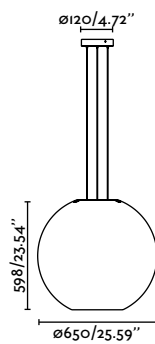
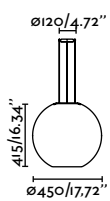


20408 ●● White + Translucent NA

	Shade Recycled PETG
Light Source	E27 max. 15W
Bulb incl.	No
Recom. Bulb	17478
Class	II
Voltage (V/Hz)	220V-240V/50-60Hz
Cable	2 MT

	Shade Recycled PETG
Light Source	E27 max.
Bulb incl.	No
Recom. Bulb	17478
Class	II
Voltage (V/Hz)	100V-240V/50-60Hz
Cable	3 MT

	Shade Recycled PETG
Light Source	E27 max. 18W
Bulb incl.	No
Recom. Bulb	17478
Class	II
Voltage (V/Hz)	100V-240V/50-60Hz
Cable	3 MT



Aire

Designed by Héctor Serrano

Its crystalline texture and appearance magically diffuse light through the shade of the lamp.





INDOOR

LIGHTING

PORTABLES



Thanks to YSLA Architects | Photo by Munetaka Ondera

Fuji

Designed by Isaac Piñeiro

Fuji is chameleonic.
It adapts to your
everyday life.



25lm



45lm



90lm



It works as a portable, table
lamp and suspension thanks to
its hook.




reddot winner 2021



GERMAN
DESIGN
AWARD
WINNER
2022

Fuji
Isaac Piñeiro

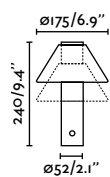
IP44 IK04 DIM 



74465

● Satin Black 192,50€

Material	Body Aluminium+PC
	Diff PC + Opal White
	Shade Aluminium
Power	1,5W
Lumen Output	90lm
Light Source	SMD LED 2700K
Dimmable W	0.5w 25lm / 1w 45lm / 1.5w 90lm
Class	III
CRI	>80
Voltage (V/Hz)	5V DC
Battery incl.	Yes
	6h Charge Max. 10h Worktime





Take Away
Nahtrng



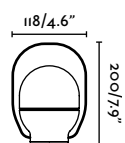
- 01015 ● Matt White 155,50€
- 01016 ● Matt Black 155,50€

Material	Body ABS+Wood
	Diff TPU + White
Power	1,5W
Lumen Output	100lm
Light Source	COB LED 2700K
Dimmable W	0,5w 30lm / 1w 55lm / 1,5w 100lm
Class	III
CRI	>80
Voltage (V/Hz)	5V DC
Battery incl.	Yes
	5h Charge Max. 5h Worktime



Take Away accessory

- 01017 ● Beech 18,15€



Take Away

Designed by Nahtrang



Its wooden accessory allows you to fix it to the wall.



30lm



55lm



100lm

Take Away follows you wherever you go.





Buddy

Designed by Andreu Carulla

Freedom
and dynamism.
No wires, no limits.



Touch switch offering three
types of light: up, down and
both sides.



Buddy
Andreu Carulla



- 20210 Opal White + Green **169,90€**
- 20209 Opal White + Blue **169,90€**
- 20208 Opal White + Dark Grey **169,90€**



Material	Body PC
	Diff PC + Opal
	Shade PC
Power	3W
Lumen Output	260lm
Light Source	SMD LED 2700K
Class	III
CRI	>80
Voltage (V/Hz)	5V DC
Battery incl.	Yes
	9h Charge Max. Max. 10h Worktime

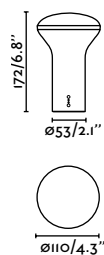






TABLE & FLOOR



Studio NEW

Designed by Nahtrang

Studio recovers lines of the 1950s and reinterprets them to fit into a modern context.



The main feature of its design that makes it unique is the way the cable is attached to the structure.



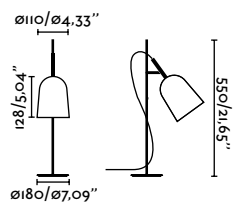
Studio table Ref. 28252

Studio table
Nahtrang



- 28251 NEW ●● Matt Black + Black **162,60€**
- 28252 NEW ●● Matt Black + White **162,60€**
- 28253 NEW ●● Matt Black + Green **162,60€**
- 28269 NEW ●● Matt Black + Blue **162,60€**
- 28270 NEW ●● Matt Black + Pink **162,60€**

Material	Body Steel
	Shade Steel
Light Source	1 E14 max. 8W
Bulb incl.	No
Recom. Bulb	17461
Class	II
Voltage (V/Hz)	100V-240V/50-60Hz
Cable	1.8 MT

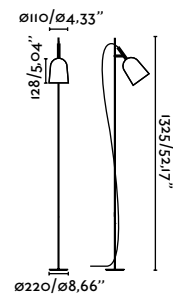



Studio floor
Nahtrang



- 28254 ●● Matt Black + Black **224,50€**
- 28255 ●● Matt Black + White **224,50€**
- 28256 ●● Matt Black + Green **224,50€**
- 28271 ●● Matt Black + Blue **224,50€**
- 28272 ●● Matt Black + Pink **224,50€**

Material	Body Steel
	Shade Steel
Light Source	1 E14 max. 8W
Bulb incl.	No
Recom. Bulb	17461
Class	II
Voltage (V/Hz)	100V-240V/50-60Hz
Cable	2.3 MT





Dominica NEW

Designed by Faro Lab

Its design of simple and friendly geometric shapes contrasts with its sober and industrial style.



Its shade is adjustable on the horizontal plane.



Dominica table Ref. 20033-122

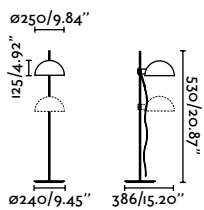


Dominica table
Faro Lab



- 20033-122 Matt Black + Beige **208,50€**
- 20033-123 Matt Black + Matt Black **208,50€**

Material	Body Steel
	Shade Steel
Light Source	1 E27 max. 15W
Bulb incl.	No
Recom. Bulb	17463
Class	II
Voltage (V/Hz)	100V-240V/50-60Hz
Cable	1.5 MT

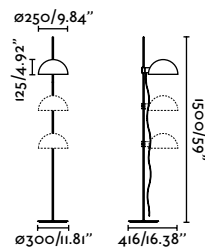


Dominica floor
Faro Lab



- 20034-122 Matt Black + Beige **291,70€**
- 20034-123 Matt Black + Matt Black **291,70€**

Material	Body Steel
	Shade Steel
Light Source	1 E27 max. 15W
Bulb incl.	No
Recom. Bulb	17463
Class	II
Voltage (V/Hz)	100V-240V/50-60Hz
Cable	3.5 MT







Tatawin table Ref. 20337-117


Tatawin

Designed by Adolfo Abejón

Inspired by
the houses of
Tataouine, Tunisia.



Its blown glass shade provides
nostalgia and warmth.



Tatawin floor Ref. 20336-120

Tatawin table
Adolfo Abejón



- 20337-116 Satin Black + Opal **291,80€**
- 20337-117 Satin Black + Shiny Black **291,80€**

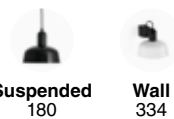
Material	Body Steel
	Shade Glass
Light Source	1 E27 G45 max. 15W
Bulb incl.	No
Recom. Bulb	17462
Class	II
Voltage (V/Hz)	100V-240V/50-60Hz
Cable	1.5 MT

Tatawin floor
Adolfo Abejón



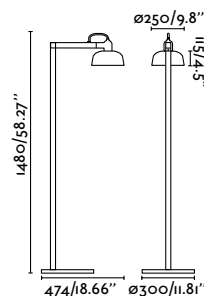
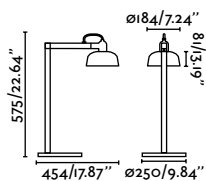
- 20336-119 Satin Black + Opal **417,90€**
- 20336-120 Satin Black + Shiny Black **417,90€**

Material	Body Steel
	Shade Glass
Light Source	1 E27 max. 15W
Bulb incl.	No
Recom. Bulb	17463
Class	II
Voltage (V/Hz)	100V-240V/50-60Hz
Cable	2 MT



Suspended
180

Wall
334







Venice floor Ref. 64275-111

Venice

Designed by Adolfo Abejón

Designed and produced locally and handcrafted in Barcelona.



Following a traditional and manual process, the shade is produced by casting the ceramic.



Venice table Ref. 64276-113

Venice table
Adolfo Abejón



- 64276-115 Satin Black + Blue **279,00€**
- 64276-111 Satin Black + White **279,00€**
- 64276-112 Satin Black + Shiny Black **279,00€**
- 64276-114 Satin Black + Black & White Gloss **309,00€**
- 64276-113 Satin Black + Pink **279,00€**

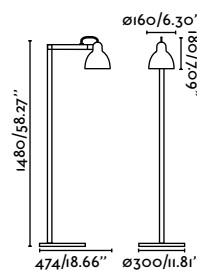

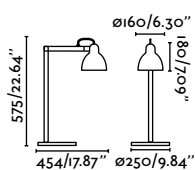
Material	Body Steel
	Shade Ceramic
Light Source	1 E27 max. 15W
Bulb incl.	No
Recom. Bulb	17463
Class	II
Voltage (V/Hz)	100V-240V/50-60Hz
Cable	1.5 MT

Venice floor
Adolfo Abejón



- 64275-115 Satin Black + Blue **342,00€**
- 64275-111 Satin Black + White **342,00€**
- 64275-112 Satin Black + Shiny Black **342,00€**
- 64275-114 Satin Black + Black & White Gloss **372,00€**
- 64275-113 Satin Black + Pink **342,00€**

Material	Body Steel+Ceramic
	Shade Ceramic
Light Source	1 E27 max. 15W
Bulb incl.	No
Recom. Bulb	17463
Class	II
Voltage (V/Hz)	100V-240V/50-60Hz
Cable	2 MT





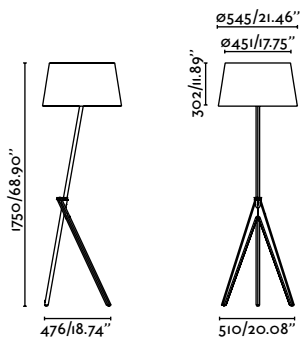
Venice table Ref. 64276-112

Treewood
Faro Lab



20056 ● Ash Tree + Beige **392,50€**

Material	Body Ash tree+Steel
	Shade Parchment
Light Source	1 E27 max. 15W
Bulb incl.	No
Recom. Bulb	17464
Class	II
Voltage (V/Hz)	100V-240V/50-60Hz
Cable	1.8 MT

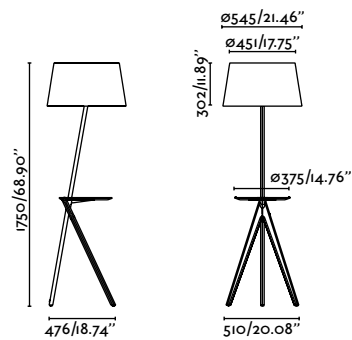


Treewood Tray
Faro Lab



20057 ● Ash Tree + Beige **488,20€**

Material	Body Ash tree+Steel
	Shade Parchment
Light Source	1 E27 max. 15W
Bulb incl.	No
Recom. Bulb	17464
Class	II
Voltage (V/Hz)	100V-240V/50-60Hz
Cable	1.8 MT



Treewood NEW

Designed by Faro Lab

Its oak structure and parchment shade are reminiscent of the Scandinavian aesthetics of the 1950s.



Luang

Designed by Faro Lab

Inspired by the Southeast Asia culture and its way of creating objects from paper art.



It is a design of proximity manufacturing: its structure is produced in Spain and its shade in Bulgaria.





Luang XS
Faro Lab

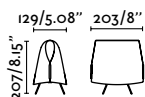


NEW



- 23065 NEW Black + Beige **119,00€**
- 23066 NEW Black + Camel **119,00€**

Material	Body Steel
	Shade Parchment
Light Source	E14 max. 8W
Bulb incl.	No
Recom. Bulb	17461
Class	II
Voltage (V/Hz)	100V-240V/50-60Hz
Cable	1.5 MT

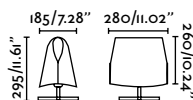


Luang table S
Faro Lab



- 23001-57 Black + Beige **204,30€**
- 23001-58 Black + Camel **204,30€**

Material	Body Steel
	Shade Parchment
Light Source	1 E27 max. 15W
Bulb incl.	No
Recom. Bulb	17462
Class	II
Voltage (V/Hz)	100V-240V/50-60Hz
Cable	1.9 MT





Luang table M
Faro Lab



- 23002-57 Black + Beige 279,20€
- 23002-58 Black + Camel 279,20€

Material	Body Steel
	Shade Parchment
Light Source	1 E27 max. 15W
Bulb incl.	No
Recom. Bulb	17463
Class	II
Voltage (V/Hz)	100V-240V
Cable	1.9 MT

Luang floor
Faro Lab

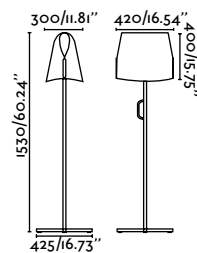
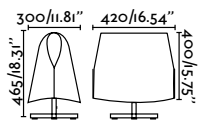


- 23003-59 Black + Beige 369,90€
- 23003-60 Black + Camel 369,90€

Material	Body Steel
	Shade Parchment
Light Source	1 E27 max. 15W
Bulb incl.	No
Recom. Bulb	17463
Class	II
Voltage (V/Hz)	100V-240V
Cable	1.8 MT



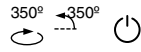
Wall
342





Luang floor Ref. 23003-60

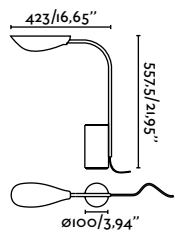
Liggera table




20076

●● Matt Black + Matt Black 189,00€

Material	Body Steel
	Shade Steel
Light Source	1 G9 max. 6W
Bulb incl.	No
Recom. Bulb	17466
Class	II
Voltage (V/Hz)	100V-240V/50-60Hz
Cable	1.8 MT



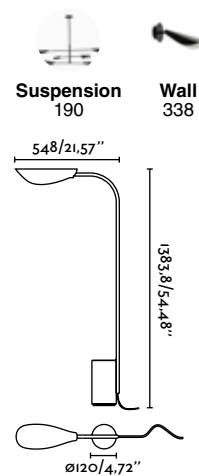
Liggera floor



20075

●● Matt Black + Matt Black 315,00€

Material	Body Steel
	Shade Steel
Light Source	1 G9 max. 6W
Bulb incl.	No
Recom. Bulb	17466
Class	II
Voltage (V/Hz)	100V-240V/50-60Hz
Cable	2.2 MT



Liggera

NEW



Liggera table Ref. 20076

Its aesthetic lightness makes it adapt to any space in a natural way.

Its soft and natural forms are inspired by ancient Japanese minimalism.



Liggera floor Ref. 20075

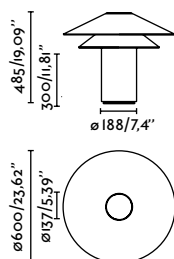
Shan
Pepe Llaudet



20069

● ● White + Beige 274,90€

Material	Body Steel
	Shade Parchment
Light Source	1 E27 max. 15W
Bulb incl.	No
Recom. Bulb	17463
Class	II
Voltage (V/Hz)	100V-240V/50-60Hz
Cable	2.1 MT



Shan

NEW

Designed by Pepe Llaudet

Composed of three handmade parchment shades, its essence is inspired by the architecture and materials of japanese zen culture. Shan transcends time and fashion.



Amelia table
Héctor Serrano

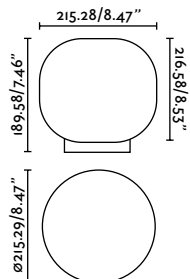


- 28430 Matt White 120,10€
- 28431 Matt Black 120,10€

Material	Body Steel
	Diff Glass + Opal White
Light Source	E27 max. 15W
Bulb incl.	No
Recom. Bulb	17463
Class	II
Voltage (V/Hz)	100V-240V/50-60Hz
Cable	1.5 MT



Ceiling
280



Amelia NEW

Designed by Héctor Serrano

A calm lamp that blends into the space and uplifts it delicately all at once.



Inviting
Bohman And Folenius



- 57315 Matt White 418,00€
- 57316 Matt Black 418,00€
- 57317 Yellow 418,00€

Material	Body Aluminium
	Diff PMMA + Transparent
Power	6W
Lumen Output	410lm
Light Source	SMD LED
Dimmable K	2700 - 4800K
Class	II
CRI	>80
Voltage (V/Hz)	100V-240V/50-60Hz
Cable	1.9 MT

Inviting
Bohman And Folenius


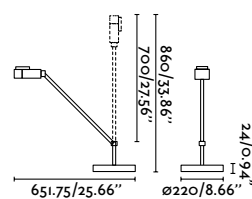

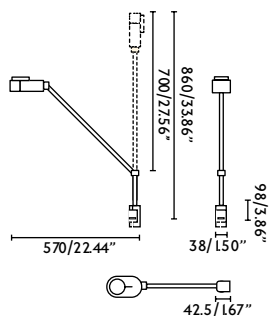


- 57312 Matt White 459,00€
- 57313 Black 459,00€
- 57314 Yellow 459,00€

Material	Body Aluminium+Steel
	Diff PMMA + Transparent
Power	6W
Lumen Output	410lm
Light Source	SMD LED
Dimmable K	2700 - 4800K
Class	II
CRI	>80
Voltage (V/Hz)	100V-240V/50-60Hz
Cable	1.9 MT



Wall
352



Inviting

Designed by Bohman And Folenius

Ergonomic
and human
centred design.



Colour temperature and
intensity can be easily adjusted.



reddot award 2019
winner



GERMAN
DESIGN
AWARD
SPECIAL
2019

Ten
Faro Lab



- 62156 Shiny Copper **49,90€**
- 62157 Satin Gold **49,90€**
- 62168 Matt White **44,30€**
- 62169 Matt Black **44,30€**

Material	Body Steel
Light Source	1 E27 max. 15W
Bulb incl.	No
Recom. Bulb	17464
Class	II
Voltage (V/Hz)	100V-240V/50-60Hz
Cable	1.5 MT

Hoshi
Xjer Studio


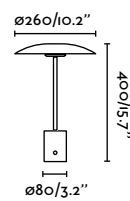


- 28387 Satin Gold + Matt Black **306,60€**
- 28388 Black + Copper **306,60€**

Material	Body Steel
	Diff PC + Opal
Power	12W
Lumen Output	930lm
Light Source	SMD LED 2700K
Class	II
CRI	>80
Voltage (V/Hz)	100V-240V/50-60Hz
Cable	2 MT



Wall
478



Ten & Hoshi



Hoshi Ref. 28388



Ten Ref. 62169

Niko PC
Nahtrang



01025A ● ● Matt White + Wood 221,80€

Material	Body Aluminium+Wood
	Diff PC + Opal
Power	7W
Lumen Output	500lm
Light Source	SMD LED 3000K
Dimmable W	1w 80lm / 4w 250lm / 7w 500lm
Class	II
CRI	>80
Voltage (V/Hz)	100V-240V/50-60Hz

Niko Glass
Nahtrang


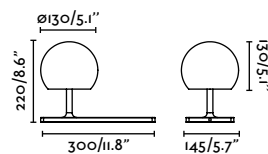

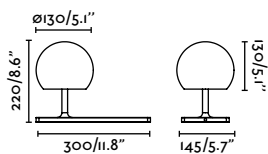


01007A ● ● Matt White + Wood 221,80€

Material	Body Aluminium+Wood
	Diff Glass + Opal
Power	7W
Lumen Output	500lm
Light Source	SMD LED 3000K
Dimmable W	1w 80lm / 4w 250lm / 7w 500lm
Class	II
CRI	>80
Voltage (V/Hz)	100V-240V/50-60Hz



Wall
382



Niko

Designed by Nahtrang



its structure has a wooden
induction charger without cables
and a USB port.

Mine PC
Nahtrang



- 28211 Matt White + Wood **174,80€**
- 28212 Dark Grey + Wood **174,80€**

Material	Body Aluminium+Wood
	Diff PC + Opal
Light Source	1 E27 max. 15W
Bulb incl.	No
Recom. Bulb	17463
Class	II
Voltage (V/Hz)	100V-240V/50-60Hz
Cable	1.8 MT

Mine Glass
Nahtrang

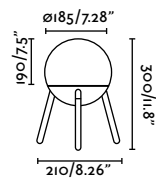
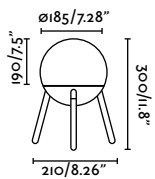


- 28378 Matt White + Wood **166,15€**
- 28379 Dark Grey + Wood **166,15€**

Material	Body Aluminium+Wood
	Diff Glass + Opal
Light Source	1 E27 max. 15W
Bulb incl.	No
Recom. Bulb	17463
Class	II
Voltage (V/Hz)	100V-240V/50-60Hz
Cable	1.8 MT



Suspended
206



indoor

Table & Floor

Mine

Designed by Nahtrang

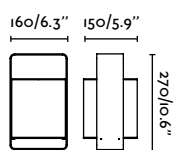


Lula S
Marina Milá



- 28380 Matt White + White 109,20€
- 28382 Matt Black + White 109,20€

Material	Body Steel
	Shade Textile
Light Source	1 E27 max. 15W
Bulb incl.	No
Recom. Bulb	17463
Class	II
Voltage (V/Hz)	100V-240V/50-60Hz
Cable	1.7 MT

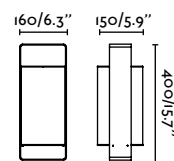


Lula M
Marina Milá



- 28383 Matt White + White 139,00€
- 28385 Matt Black + White 139,00€

Material	Body Steel
	Shade Textile
Light Source	1 E27 max. 15W
Bulb incl.	No
Recom. Bulb	17463
Class	II
Voltage (V/Hz)	100V-240V/50-60Hz
Cable	1.7 MT



indoor

Table & Floor

Lula

Designed by Marina Milá



Eterna
Lucid Product Design



- 24008-13  Chrome + White 157,20€
- 24008-14  Chrome + Beige 157,20€
- 24008-15  Chrome + Black 157,20€

Material	Body Steel
	Shade Textile
Light Source	1 E27 max. 15W
Bulb incl.	No
Recom. Bulb	17463
Class	II
Voltage (V/Hz)	100V-240V/50-60Hz
Cable	1.8 MT

Sumba table S
Faro Lab



- 64317-71  Black + Rattan 122,60€

Material	Body Steel
	Shade Rattan
Light Source	1 E27 max. 15W
Bulb incl.	No
Recom. Bulb	17426
Class	II
Voltage (V/Hz)	100V-240V/50-60Hz
Cable	1.5 MT



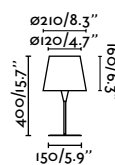
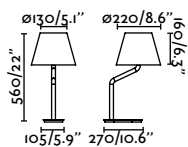
Wall
404



Suspended
226



Wall
398



*Structures and shades also sold separately 598-601

Eterna & Sumba



Eterna Ref. 24008-14



Sumba table S Ref. 64317-71

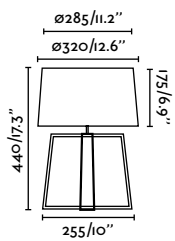
Bliss



28401

● ● Ash Tree + White 139,60€

Material	Body Wood
	Shade Textile
Light Source	1 E27 max. 15W
Bulb incl.	No
Recom. Bulb	17463
Class	II
Voltage (V/Hz)	100V-240V/50-60Hz
Cable	1.8 MT



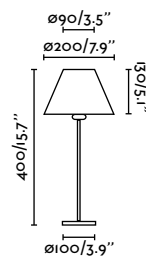
Nidia



68423

● ● Satin Nickel + White 65,00€

Material	Body Steel
	Shade Textile
Light Source	1 E27 max. 15W
Bulb incl.	No
Recom. Bulb	17463
Class	II
Voltage (V/Hz)	100V-240V/50-60Hz
Cable	1.8 MT



Bliss

indoor

Table & Floor



Bliss Ref. 28401

Anouk



53415 ● Matt Black 87,60€


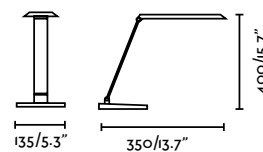

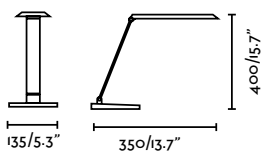
Material	Body ABS
	Diff PMMA + Translucent
Power	8W
Lumen Output	530lm
Light Source	SMD LED 4000K
Class	II
CRI	>80
Voltage (V/Hz)	220V-240V/50-60Hz
Cable	1.5 MT

Anouk induction



53416 ● Shiny White 103,80€

Material	Body ABS
	Diff PMMA + Translucent
Power	8W
Lumen Output	607lm
Light Source	SMD LED
Dimmable K	2700 - 6500K
Class	II
Voltage (V/Hz)	100V-240V/50-60Hz



Anouk

indoor

Table & Floor



Otto



- 52064 Matt Black 66,50€
- 52065 Matt White 66,50€

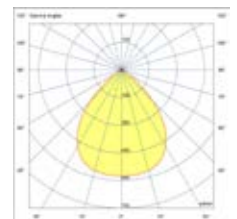
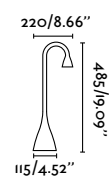

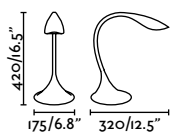
Material	Body ABS+Silicone Diff PMMA + Opal
Power	6W
Lumen Output	500lm
Light Source	SMD LED 4000K
Class	II
CRI	>80
Voltage (V/Hz)	220V-240V/50-60Hz
Cable	1.8 MT

Lena



- 52057 Shiny White 56,80€
- 52058 Shiny Black 56,80€

Material	Body Aluminium+ABS+Silicone Diff Glass + Translucent
Power	3W
Lumen Output	300lm
Light Source	SMD LED 4000K
Class	II
CRI	>80
Voltage (V/Hz)	100V-240V/50-60Hz
Beam angle	70°
Cable	1.8 MT



Otto

indoor

Table & Floor


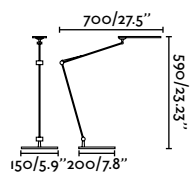


Ito



52071 ●● Matt Black + Satin Nickel 103,00€

Material	Body ABS+Aluminium
	Diff PMMA + Opal
Power	5W
Lumen Output	390lm
Light Source	SMD LED 3000K
Class	II
CRI	>80
Voltage (V/Hz)	220V-240V/50-60Hz
Cable	1.8 MT



Snap
Faro Lab

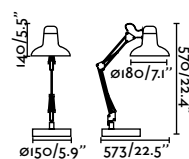


57400 ● White 92,40€
57401 ● Dark Grey 92,40€

Material	Body Steel
Light Source	1 E27 max. 15W
Bulb incl.	No
Recom. Bulb	17463
Class	II
Voltage (V/Hz)	100V-240V/50-60Hz
Cable	1.8 MT



Wall
486



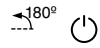
Snap

indoor

Table & Floor

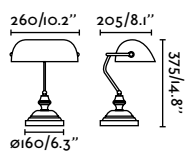


Banker



68334  Old Gold + Green 122,60€

Material	Body Steel
	Diff Glass
Light Source	1 E27 max. 15W
Bulb incl.	No
Recom. Bulb	17463
Class	II
Voltage (V/Hz)	100V-240V/50-60Hz
Cable	1.9 MT

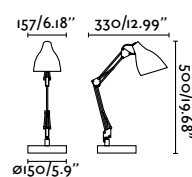


Gru



51916  Matt White 44,00€
51917  Matt Black 44,00€

Material	Body Steel
Light Source	1 E27 max. 15W
Bulb incl.	No
Recom. Bulb	17463
Class	II
Voltage (V/Hz)	100V-240V/50-60Hz
Cable	1.7 MT

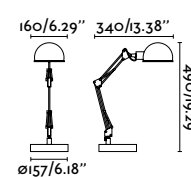


Baobab



51908  Matt White 41,90€
51909  Matt Black 41,90€
51910  Grey 41,90€

Material	Body Steel
Light Source	1 E14 max. 8W
Bulb incl.	No
Recom. Bulb	17461
Class	II
Voltage (V/Hz)	100V-240V/50-60Hz
Cable	1.7 MT



Baobab

indoor

Table & Floor


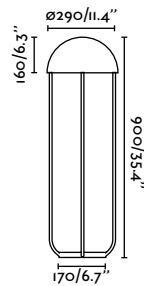

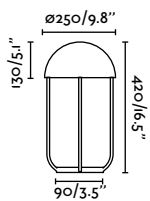


Jellyfish table
Nahtrang




24522 ●● Matt Black + Matt Gold 199,50€

Material	Body Steel
	Diff PMMA + Opal
Power	6W
Lumen Output	500lm
Light Source	SMD LED 3000K
Class	II
CRI	>80
Voltage (V/Hz)	220V-240V/50-60Hz
Cable	1.8 MT



Jellyfish floor
Nahtrang



24521 ●● Matt Black + Matt Gold 412,30€

Material	Body Steel
	Diff PMMA + Opal
Power	6W
Lumen Output	500lm
Light Source	SMD LED 3000K
Class	II
CRI	>80
Voltage (V/Hz)	220V-240V/50-60Hz
Cable	4.3 MT

Jellyfish

Designed by Nahtrang

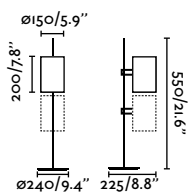


Guadalupe table
Faro Lab



- 20033-80 Matt Black + Beige **208,50€**
- 20033-81 Matt Black + Green **208,50€**

Material	Body Steel
	Shade Steel
Light Source	1 E27 max. 15W
Bulb incl.	No
Recom. Bulb	17463
Class	II
Voltage (V/Hz)	100V-240V/50-60Hz
Cable	1.5 MT



Guadalupe floor
Faro Lab

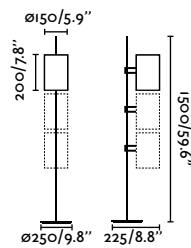


- 20034-80 Matt Black + Beige **291,70€**
- 20034-81 Matt Black + Green **291,70€**

Material	Body Steel
	Shade Steel
Light Source	1 E27 max. 15W
Bulb incl.	No
Recom. Bulb	17463
Class	II
Voltage (V/Hz)	100V-240V/50-60Hz
Cable	3.5 MT



Wall
376



Guadalupe

Designed by Faro Lab




Guadalupe table Ref. 20033-81

With a tube-shaped shade, it channels the light creating a theatrical effect.



Guadalupe floor Ref. 20034-80


Levita table
Nahtrang



- 29692D ● Shiny Gold 441,60€
- 29697 ● Matt Black 434,40€

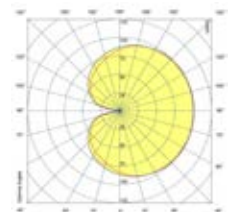
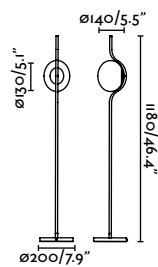
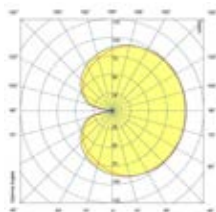
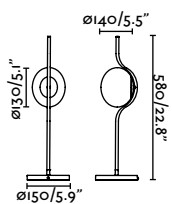
Material	Body Steel
	Diff Glass + Opal
Power	7W
Lumen Output	700lm
Light Source	SMD LED 2700K
Dimmable W	1w 95lm / 4w 380lm / 6w 570lm
Class	II
CRI	>80
Voltage (V/Hz)	220V-240V/50-60Hz
Cable	2 MT

Levita floor
Nahtrang



- 29693D ● Shiny Gold 545,40€
- 29698 ● Matt Black 534,90€

Material	Body Steel
	Diff Glass + Opal
Power	7W
Lumen Output	700lm
Light Source	SMD LED 2700K
Dimmable W	1w 95lm / 4w 380lm / 6w 570lm
Class	II
CRI	>80
Voltage (V/Hz)	220V-240V/50-60Hz
Cable	2 MT



Levita

Designed by Nahtrang



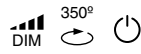
Levita table Ref. 29692D

Thanks to its glass diffuser, it offers a homogeneous and dim light, avoiding glare.



Le vita floor Ref. 29698

Loop table
Estudi Ribaudí



- 29398 Matt Black + Ash Tree **240,80€**
- 29568 Matt Black + Cherry **240,80€**

Material	Body Steel
	Diff PMMA + Translucent
	Shade Wood
Power	6W
Lumen Output	600lm
Light Source	SMD LED 2700K
Dimmable W	1w 100lm / 3w 300lm / 6w 600lm
Class	II
CRI	>80
Voltage (V/Hz)	220V-240V/50-60Hz
Cable	2 MT

Loop floor
Estudi Ribaudí



- 29399 Matt Black + Ash Tree **281,80€**
- 29569 Matt Black + Cherry **281,80€**


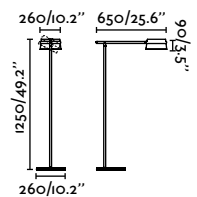

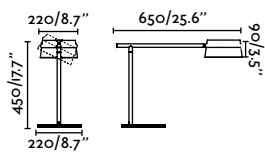
Material	Body Steel
	Diff PMMA + Translucent
	Shade Wood
Power	6W
Lumen Output	600lm
Light Source	SMD LED 2700K
Dimmable W	1w 100lm / 3w 300lm / 6w 600lm
Class	II
CRI	>80
Voltage (V/Hz)	220V-240V/50-60Hz
Cable	2 MT



Suspended
200



Wall
388



Loop

Designed by Estudi Ribaudí



Natural laminated wood of American origin.



1W 100lm



3W 300lm



6W 600lm

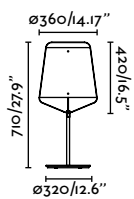


Stood table
Lucid Product Design



29846 Matt Black + Cherry 349,90€

Material	Body Steel
	Shade Wood
Light Source	1 E27 max. 15W
Bulb incl.	No
Recom. Bulb	17464
Class	II
Voltage (V/Hz)	100V-240V/50-60Hz
Cable	2 MT

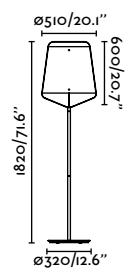



Stood floor
Lucid Product Design



29847 Matt Black + Cherry 662,80€

Material	Body Steel
	Shade Wood
Light Source	1 E27 max. 15W
Bulb incl.	No
Recom. Bulb	17464
Class	II
Voltage (V/Hz)	100V-240V/50-60Hz
Cable	2 MT



Stood

Designed by Lucid Product Design



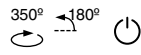
Stood table Ref. 29846

Nothing provides more wellbeing and warmth than natural wood.



Stood floor Ref. 29847

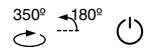
Link table
Estudi Ribaudí



- 29881 Matt White **80,00€**
- 29882 Matt Black **80,00€**
- 29898 Bronze **103,10€**

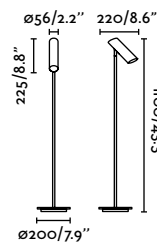
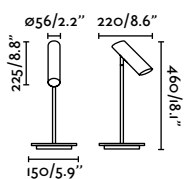

Material	Body Steel
Light Source	1 GU10 max. 8W
Bulb incl.	No
Recom. Bulb	97685327
Class	II
Voltage (V/Hz)	100V-240V/50-60Hz
Cable	1.9 MT

Link floor
Estudi Ribaudí



- 29883 Matt White **137,50€**
- 29884 Matt Black **137,50€**
- 29899 Bronze **171,50€**

Material	Body Steel
Light Source	1 GU10 max. 8W
Bulb incl.	No
Recom. Bulb	97685327
Class	II
Voltage (V/Hz)	100V-240V/50-60Hz
Cable	1.9 MT



indoor

Table & Floor

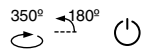
Link

Designed by Estudi Ribaudí



Link table Ref. 29881

Lao table
Nahtrang



29047

● Matt Black 87,80€

Material	Body Aluminium+ABS
	Diff PMMA + Opal
Power	4W
Lumen Output	400lm
Light Source	SMD LED 3000K
Class	II
CRI	>80
Voltage (V/Hz)	100V-240V/50-60Hz
Cable	2 MT

Lao floor
Nahtrang




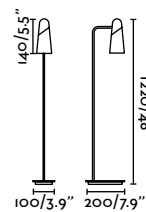

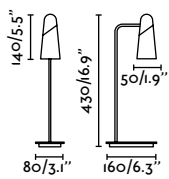
29049

● Matt Black 131,30€

Material	Body Aluminium+ABS
	Diff PMMA + Opal
Power	4W
Lumen Output	400lm
Light Source	SMD LED 3000K
Class	II
CRI	>80
Voltage (V/Hz)	100V-240V/50-60Hz
Cable	2 MT



Spot
530



indoor

Table & Floor

Lao

Designed by Nahtrang



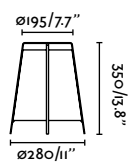
Lao floor Ref. 2904

Akane 350
Pepe Llaudet



28370 ●● Matt Black + Beige 151,00€

Material	Body Steel
	Shade Parchment
Light Source	1 E27 max. 15W
Bulb incl.	No
Recom. Bulb	17463
Class	II
Voltage (V/Hz)	100V-240V/50-60Hz
Cable	1.7 MT

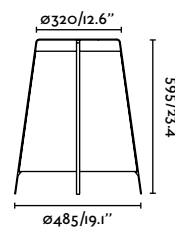


Akane 595
Pepe Llaudet



28371 ●● Matt Black + Beige 153,20€

Material	Body Steel
	Shade Parchment
Light Source	1 E27 max. 15W
Bulb incl.	No
Recom. Bulb	17464
Class	II
Voltage (V/Hz)	100V-240V/50-60Hz
Cable	1.7 MT



Akane

Designed by Pepe Llaudet



Akane 595 Ref. 28371



Akane 350 Ref. 28370

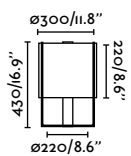
With a parchment diffuser, it is inspired by the traditional lanterns of the East.

Drum table
Nahtrang



- 24020-31 Matt Black + Beige **220,10€**
- 24020-32 Matt Black + Grey **220,10€**

Material	Body Steel
	Diff PC + Opal
	Shade Textile
Light Source	1 E27 max. 15W
Bulb incl.	No
Recom. Bulb	17463
Class	II
Voltage (V/Hz)	100V-240V/50-60Hz
Cable	1.8 MT

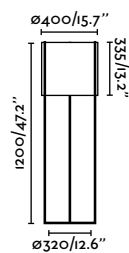


Drum floor
Nahtrang



- 24023-33 Matt Black + Beige **409,60€**
- 24023-34 Matt Black + Grey **409,60€**

Material	Body Steel
	Diff PC + Opal
	Shade Textile
Light Source	1 E27 max. 15W
Bulb incl.	No
Recom. Bulb	17464
Class	II
Voltage (V/Hz)	100V-240V/50-60Hz
Cable	2.1 MT



Drum

Designed by Nahrang



Drum table Ref. 24020-31



Drum floor Ref. 24023-34

Mambo table S
Faro Lab



64317-47 ●● Black + Rattan 185,10€

Mambo table
Faro Lab



64311-48 ●● Matt Black + Rattan 238,70€

Mambo floor
Faro Lab

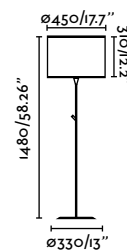

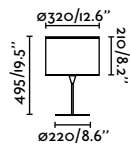
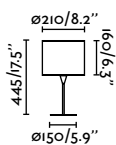


64313-49 ●● Matt Black + Rattan 393,30€

Material	Body Steel
	Shade Rattan
Light Source	1 E27 max. 15W
Bulb incl.	No
Recom. Bulb	17463
Class	II
Voltage (V/Hz)	100V-240V/50-60Hz
Cable	1.5 MT

Material	Body Steel
	Shade Rattan
Light Source	1 E27 max. 15W
Bulb incl.	No
Recom. Bulb	17463
Class	II
Voltage (V/Hz)	100V-240V/50-60Hz
Cable	1.5 MT

Material	Body Steel
	Shade Rattan
Light Source	1 E27 max. 15W
Bulb incl.	No
Recom. Bulb	17464
Class	II
Voltage (V/Hz)	100V-240V/50-60Hz
Cable	1.8 MT



*Structures and shades also sold separately 598-601

indoor

Table & Floor

Mambo

Designed by Faro Lab



Samba table S
Faro Lab



- 64316-35 White + Beige 171,70€
- 64316-36 White + Yellow 171,70€
- 64316-37 White + Green 171,70€
- 64317-35 Black + Beige 171,70€
- 64317-36 Black + Yellow 171,70€
- 64317-37 Black + Green 171,70€

Material	Body Steel
	Shade Textile
Light Source	1 E27 max. 15W
Bulb incl.	No
Recom. Bulb	17463
Class	II
Voltage (V/Hz)	100V-240V/50-60Hz
Cable	1.5 MT

Samba table
Faro Lab



- 64310-38 Matt White + Beige 210,30€
- 64310-39 Matt White + Yellow 210,30€
- 64310-40 Matt White + Green 210,30€
- 64311-38 Matt Black + Beige 210,20€
- 64311-39 Matt Black + Yellow 210,20€
- 64311-40 Matt Black + Green 210,20€

Material	Body Steel
	Shade Textile
Light Source	1 E27 max. 15W
Bulb incl.	No
Recom. Bulb	17463
Class	II
Voltage (V/Hz)	100V-240V/50-60Hz
Cable	1.5 MT


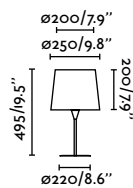
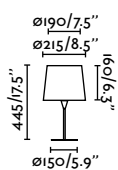
Samba floor
Faro Lab



Switch

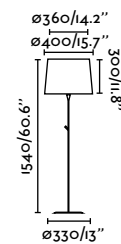
- 64312-41 Matt White + Beige 408,90€
- 64312-42 Matt White + Yellow 408,90€
- 64312-43 Matt White + Green 408,90€
- 64313-41 Matt Black + Beige 408,90€
- 64313-42 Matt Black + Yellow 408,90€
- 64313-43 Matt Black + Green 408,90€

Material	Body Steel
	Shade Textile
Light Source	1 E27 max. 15W
Bulb incl.	No
Recom. Bulb	17464
Class	II
Voltage (V/Hz)	100V-240V/50-60Hz
Cable	1.8 MT



Suspended
234

Wall
390



*Structures and shades also sold separately 598-601

indoor

Table & Floor

Samba

Designed by Faro Lab



Samba floor Ref. 64312-41

Conga table S
Faro Lab



- 64316-01 White + White **108,90€**
- 64316-02 White + Beige **108,90€**
- 64317-03 Black + Black **108,90€**

Conga table
Faro Lab



- 64310-04 Matt White + White **143,00€**
- 64310-05 Matt White + Beige **143,00€**
- 64311-06 Matt Black + Black **142,90€**

Conga floor
Faro Lab




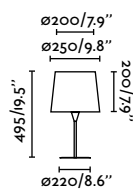
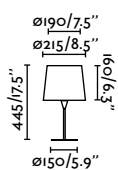
Switch

- 64312-07 Matt White + White **281,40€**
- 64312-08 Matt White + Beige **281,40€**
- 64313-09 Matt Black + Black **281,40€**

Material	Body Steel
	Shade Textile
Light Source	1 E27 max. 15W
Bulb incl.	No
Recom. Bulb	17463
Class	II
Voltage (V/Hz)	100V-240V/50-60Hz
Cable	1.5 MT

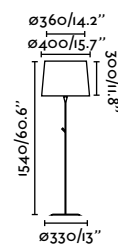
Material	Body Steel
	Shade Textile
Light Source	1 E27 max. 15W
Bulb incl.	No
Recom. Bulb	17463
Class	II
Voltage (V/Hz)	100V-240V/50-60Hz
Cable	1.5 MT

Material	Body Steel
	Shade Textile
Light Source	1 E27 max. 15W
Bulb incl.	No
Recom. Bulb	17464
Class	II
Voltage (V/Hz)	100V-240V/50-60Hz
Cable	1.8 MT



Suspended
236

Wall
396



*Structures and shades also sold separately 598-601

Conga

Designed by Faro Lab



Conga table S Ref. 64317-03



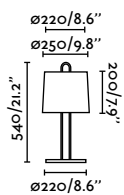
Conga floor Ref. 64312-07

Montreal table
Nahtrang



- 24034-04 Matt White + White **176,70€**
- 24034-05 Matt White + Beige **176,70€**

Material	Body Steel
	Shade Textile
Light Source	1 E27 max. 15W
Bulb incl.	No
Recom. Bulb	17463
Class	II
Voltage (V/Hz)	100V-240V/50-60Hz
Cable	1.8 MT

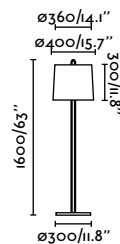


Montreal floor
Nahtrang



- 24036-07 Matt White + White **328,50€**
- 24036-08 Matt White + Beige **328,50€**
- 24037-07 Chrome + White **369,10€**
- 24037-08 Chrome + Beige **369,10€**
- 24037-09 Chrome + Black **369,10€**

Material	Body Steel
	Shade Textile
Light Source	1 E27 max. 15W
Bulb incl.	No
Recom. Bulb	17464
Class	II
Voltage (V/Hz)	100V-240V/50-60Hz
Cable	2.1 MT



*Structures and shades also sold separately 598-601

Montreal

Designed by Nahtrang

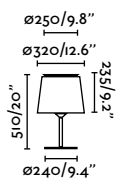


Savoy table
Isaac Piñeiro



- 20304-82 White + White **170,10€**
- 20305-83 Matt Black + Black **170,10€**
- 20305-84 Matt Black + Green **170,10€**

Material	Body Steel
	Diff Steel + White
	Shade Textile
Light Source	1 E27 max. 15W
Bulb incl.	No
Recom. Bulb	17463
Class	II
Voltage (V/Hz)	100V-240V/50-60Hz
Cable	2 MT

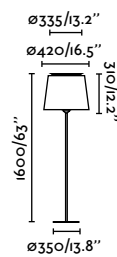



Savoy floor
Isaac Piñeiro



- 20306-85 Matt White + White **327,90€**
- 20307-86 Matt Black + Black **327,90€**
- 20307-87 Matt Black + Green **327,90€**

Material	Body Steel
	Diff Steel + White
	Shade Textile
Light Source	1 E27 max. 15W
Bulb incl.	No
Recom. Bulb	17464
Class	II
Voltage (V/Hz)	100V-240V/50-60Hz
Cable	2 MT



Savoy

Designed by Isaac Piñeiro



Savoy table Ref. 20304-82



Savoy floor Ref. 20307-87

Rem table
Àlex & Manel Llusçà



- 29685-04 Old Gold + White **145,95€**
- 29685-05 Old Gold + Beige **145,95€**
- 29685-06 Old Gold + Black **145,95€**

Material	Body Steel
	Shade Textile
Light Source	1 E27 max. 15W
Bulb incl.	No
Recom. Bulb	17463
Class	II
Voltage (V/Hz)	100V-240V/50-60Hz
Cable	1.6 MT

Rem floor
Àlex & Manel Llusçà

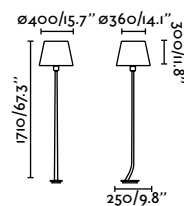
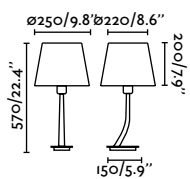


- 29687-07 Old Gold + White **360,15€**
- 29687-08 Old Gold + Beige **360,15€**
- 29687-09 Old Gold + Black **360,15€**

Material	Body Steel
	Shade Textile
Light Source	1 E27 max. 15W
Bulb incl.	No
Recom. Bulb	17463
Class	II
Voltage (V/Hz)	100V-240V/50-60Hz
Cable	1.9 MT



Wall
406



*Structures and shades also sold separately 598-601

Rem

Designed by Àlex & Manel Llusçà



Artis table
Àlex & Manel Llusçà



68488 Bronze + White 210,10€

Material	Body Steel
	Shade Textile
Light Source	1 E27 max. 15W
Bulb incl.	No
Recom. Bulb	17463
Class	II
Voltage (V/Hz)	100V-240V/50-60Hz
Cable	2.4 MT

Artis floor
Àlex & Manel Llusçà

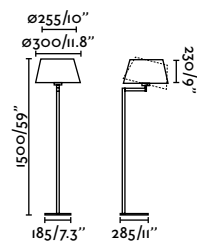
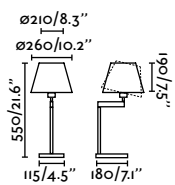


68489 Bronze + White 373,80€

Material	Body Steel
	Shade Textile
Light Source	1 E27 max. 15W
Bulb incl.	No
Recom. Bulb	17463
Class	II
Voltage (V/Hz)	100V-240V/50-60Hz
Cable	3.2 MT



Wall
402



Artis

Designed by Àlex & Manel Llusçà



Artis table Ref. 68488



Artis floor Ref. 68489

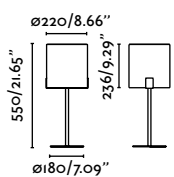
Nila table



20054

●● Matt Black + Off White 107,50€

Material	Body Steel
	Shade Textile
Light Source	1 E27 max. 15W
Bulb incl.	No
Recom. Bulb	17463
Class	II
Voltage (V/Hz)	100V-240V/50-60Hz
Cable	1.5 MT



Nila floor



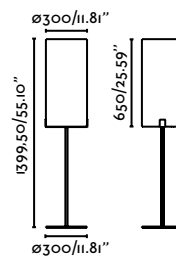
20055

●● Matt Black + Off White 236,50€

Material	Body Steel
	Shade Textile
Light Source	1 E27 max. 15W
Bulb incl.	No
Recom. Bulb	17464
Class	II
Voltage (V/Hz)	100V-240V/50-60Hz
Cable	2.3 MT



Wall
344





Nila table Ref. 20054



Nila floor Ref. 20055


Vesper table
Nahtrang



- 29984 Matt White + Beige **155,30€**
- 29985 Brown + Beige **155,30€**

Material	Body Steel
	Diff Textile + Beige
	Shade Textile
Light Source	2 E27 max. 15W
Bulb incl.	No
Recom. Bulb	17463
Class	II
Voltage (V/Hz)	100V-240V/50-60Hz
Cable	1.7 MT

Vesper floor
Nahtrang



- 29979 Brown + Beige **495,50€**

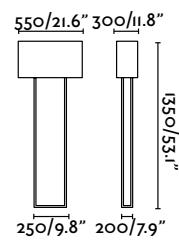
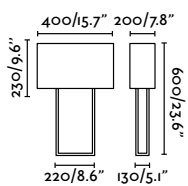
Material	Body Steel
	Diff Textile + Beige
	Shade Textile
Light Source	2 E27 max. 15W
Bulb incl.	No
Recom. Bulb	17463
Class	II
Voltage (V/Hz)	100V-240V/50-60Hz
Cable	3.5 MT



Suspended
240



Wall
420



Vesper

Designed by Nahtrang



Vesper table Ref. 29985



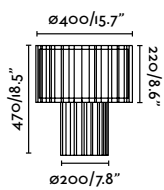
Vesper floor Ref. 29979

Linda table
Estudi Ribaudí



- 29307 Matt White + Beige **196,40€**
- 29311 Matt Black + Beige **196,40€**

Material	Body Steel
	Shade Textile
Light Source	1 E27 max. 15W
Bulb incl.	No
Recom. Bulb	17464
Class	II
Voltage (V/Hz)	100V-240V/50-60Hz
Cable	2 MT

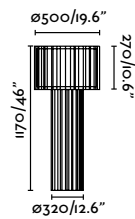



Linda floor
Estudi Ribaudí



- 29312 Matt Black + Beige **446,50€**

Material	Body Steel
	Shade Textile
Light Source	1 E27 max. 15W
Bulb incl.	No
Recom. Bulb	17464
Class	II
Voltage (V/Hz)	100V-240V/50-60Hz
Cable	2.8 MT



Linda

Designed by Estudi Ribaudí



Linda floor Ref. 29312



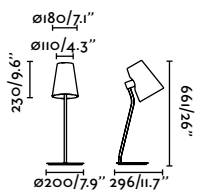
Linda table Ref. 29307

Lupe table
Jordi Busquets



29997 Chrome + Beige 149,30€

Material	Body Steel
	Shade Textile
Light Source	1 E27 max. 15W
Bulb incl.	No
Recom. Bulb	17463
Class	II
Voltage (V/Hz)	100V-240V/50-60Hz
Cable	1.8 MT



Lupe
Jordi Busquets

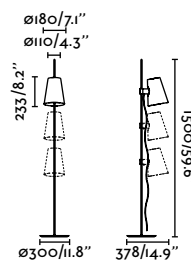


20034-88 Matt Black + Beige 275,40€
29998 Chrome + Beige 283,50€

Material	Body Steel
	Shade Textile
Light Source	1 E27 max. 15W
Bulb incl.	No
Recom. Bulb	17463
Class	II
Voltage (V/Hz)	100V-240V/50-60Hz
Cable	3.5 MT



Wall
410



Lupe

Designed by Jordi Busquets



Lupe table Ref. 29997



Lupe Ref. 20034-88

Tree table
Estudi Ribaudí



- 29866 Matt Black + Black **217,50€**
- 29867 Matt White + White **217,45€**

Material	Body Steel
	Shade Textile
Light Source	1 E27 max. 15W
Bulb incl.	No
Recom. Bulb	17464
Class	II
Voltage (V/Hz)	100V-240V/50-60Hz
Cable	1.8 MT

Tree floor
Estudi Ribaudí

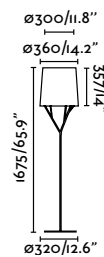
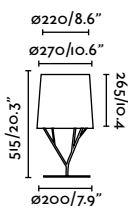


- 29868 Matt Black + Black **435,95€**
- 29869 Matt White + White **435,95€**

Material	Body Steel
	Shade Textile
Light Source	1 E27 max. 15W
Bulb incl.	No
Recom. Bulb	17464
Class	II
Voltage (V/Hz)	100V-240V/50-60Hz
Cable	2 MT



Suspended
242



Tree

Designed by Estudi Ribaudí

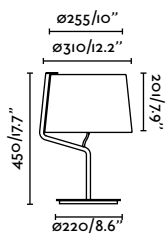


Berni table
Nahtrang



- 29332 Matt White + White **216,60€**
- 29333 Matt Black + Black **216,60€**

Material	Body Steel
	Shade Textile
Light Source	1 E27 max. 15W
Bulb incl.	No
Recom. Bulb	17463
Class	II
Voltage (V/Hz)	100V-240V/50-60Hz
Cable	1.5 MT



Berni floor
Nahtrang

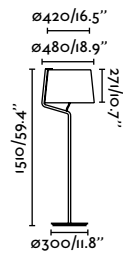


- 29335 Matt White + White **387,30€**
- 29336 Matt Black + Black **387,30€**

Material	Body Steel
	Shade Textile
Light Source	1 E27 max. 15W
Bulb incl.	No
Recom. Bulb	17464
Class	II
Voltage (V/Hz)	100V-240V/50-60Hz
Cable	1.5 MT



Wall
422



Berni

Designed by Nahtrang



Berni table Ref. 29333



Berni floor Ref. 29335

Hotel floor
Àlex & Manel Llusçà



29948

●● Matt Black + Black 257,25€

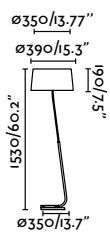
Material	Body Steel
	Diff Textile + Black
	Shade Textile
Light Source	1 E27 max. 15W
Bulb incl.	No
Recom. Bulb	17464
Class	II
Voltage (V/Hz)	100V-240V/50-60Hz
Cable	1.9 MT



Suspended
242



Wall
416



indoor

Table & Floor

Hotel

Designed by Àlex & Manel Llusca



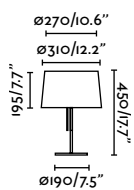
Hotel floor Ref. 29948

Volta table
Estudi Ribaudí



- 20025 Matt White + White **167,80€**
- 20026 Matt Black + Black **167,80€**

Material	Body Steel
	Shade Textile
Light Source	1 E27 max. 15W
Bulb incl.	No
Recom. Bulb	17463
Class	II
Voltage (V/Hz)	100V-240V/50-60Hz
Cable	2 MT

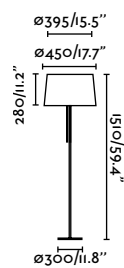



Volta floor
Estudi Ribaudí



- 20029 Matt White + White **354,70€**
- 20030 Matt Black + Black **354,70€**

Material	Body Steel
	Shade Textile
Light Source	1 E27 max. 15W
Bulb incl.	No
Recom. Bulb	17464
Class	II
Voltage (V/Hz)	100V-240V/50-60Hz
Cable	2 MT



Volta

Designed by Estudi Ribaudí



Volta table Ref. 20025



Volta floor Ref. 20030

Stand Up
Estudi Ribaudí



- 57211-01 Matt Black + White **454,00€**
- 57211-03 Matt Black + Grey **454,00€**

Material	Body Aluminium
	Shade Textilene
Light Source	1 E27 max. 15W
Bulb incl.	No
Recom. Bulb	17463
Class	II
Voltage (V/Hz)	100V-240V/50-60Hz
Cable	2 MT

Whizz
Christoph F.W.



- 20164-95 Matt Black + Black **272,40€**
- 20164-96 Matt Black + Satin Gold **272,40€**

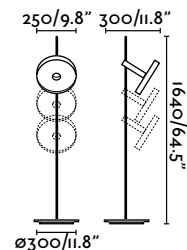
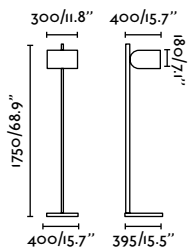
Material	Body Steel
	Shade Steel
Light Source	1 E27 max. 15W
Bulb incl.	No
Recom. Bulb	17496
Class	II
Voltage (V/Hz)	100V-240V/50-60Hz
Cable	3.4 MT



Suspended
188



Wall
372



Stand Up & Whizz

indoor

Table & Floor



Stand Up Ref. 57211-03



Whizz Ref. 20164-95

Guest
Andreu Carulla



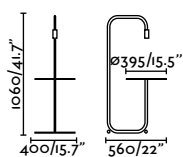
01046

● Matt Black 338,25€



Its tray allows you to leave personal objects, giving a double use to this luminaire.

Material	Body Steel
Light Source	1 E27 max. 15W
Bulb incl.	No
Recom. Bulb	17429
Class	II
Voltage (V/Hz)	100V-240V/50-60Hz
Cable	1.8 MT



Guest

Designed by Andreu Carulla

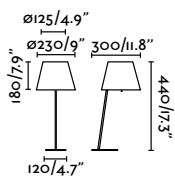


Moma table



- 68500 Chrome + White **134,90€**
 68501 Chrome + Black **134,90€**

Material	Body Steel
	Diff PC + Opal
	Shade Textile
Light Source	1 E27 max. 15W
Bulb incl.	No
Recom. Bulb	17463
Class	II
Voltage (V/Hz)	100V-240V/50-60Hz
Cable	1.9 MT

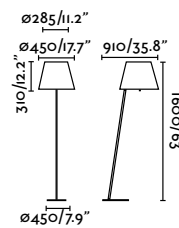



Moma floor



- 68503 Chrome + Black **388,50€**

Material	Body Steel
	Diff PC + Opal
	Shade Textile
Light Source	1 E27 max. 15W
Bulb incl.	No
Recom. Bulb	17464
Class	II
Voltage (V/Hz)	100V-240V/50-60Hz
Cable	2.1 MT



Moma

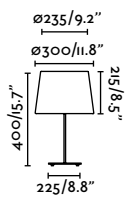


Sweet table
Estudi Ribaudí



29955 ●● Matt Black + Black 189,60€

Material	Body Steel
	Diff Textile + Black
	Shade Textile
Light Source	1 E27 max. 15W
Bulb incl.	No
Recom. Bulb	17463
Class	II
Voltage (V/Hz)	100V-240V/50-60Hz
Cable	1.9 MT



Sweet floor
Estudi Ribaudí

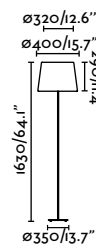


29958 ●● Matt White + White 313,35€

Material	Body Steel
	Diff Textile + White
	Shade Textile
Light Source	1 E27 max. 15W
Bulb incl.	No
Recom. Bulb	17464
Class	II
Voltage (V/Hz)	100V-240V/50-60Hz
Cable	1.7 MT



Wall
424



Sweet

Designed by Estudi Ribaudí



Sweet floor Ref. 29958



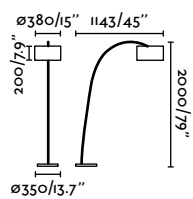
Sweet table Ref. 29955

Papua



- 68462 Matt White + White **332,50€**
- 68463 Matt Black + Black **332,50€**

Material	Body Steel
	Shade Textile
Light Source	1 E27 max. 15W
Bulb incl.	No
Recom. Bulb	17464
Class	II
Voltage (V/Hz)	100V-240V/50-60Hz
Cable	2 MT

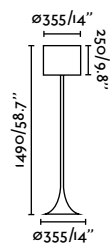


Black



- 29764 Matt Black + Black **137,00€**

Material	Body Steel
	Shade Textile
Light Source	1 E27 max. 15W
Bulb incl.	No
Recom. Bulb	17464
Class	II
Voltage (V/Hz)	100V-240V/50-60Hz
Cable	2.5 MT



Papua & Black



Black Ref. 29764



Papua Ref. 68463



INDOOR

LIGHTING

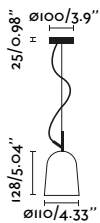
SUSPENDED

Studio 110
Nahtrang



- 28260 Matt Black + Black 99,50€
- 28261 Matt Black + White 99,50€
- 28262 Matt Black + Green 99,50€
- 28277 Matt Black + Blue 99,50€
- 28278 Matt Black + Pink 99,50€

Material	Body Steel
	Shade Steel
Light Source	1 E14 max. 8W
Bulb incl.	No
Recom. Bulb	17461
Class	II
Voltage (V/Hz)	100V-240V/50-60Hz
Cable	2 MT

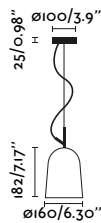


Studio 160
Nahtrang



- 28263 Matt Black + Black 129,60€
- 28264 Matt Black + White 129,60€
- 28265 Matt Black + Green 129,60€
- 28279 Matt Black + Blue 129,60€
- 28280 Matt Black + Pink 129,60€

Material	Body Steel
	Shade Steel
Light Source	1 E27 max. 15W
Bulb incl.	No
Recom. Bulb	17464
Class	II
Voltage (V/Hz)	100V-240V/50-60Hz
Cable	2 MT

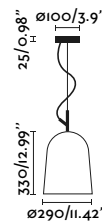


Studio 290
Nahtrang



- 28283 Matt Black + Black 222,20€
- 28284 Matt Black + White 222,20€
- 28285 Matt Black + Green 222,20€
- 28286 Matt Black + Blue 222,20€
- 28287 Matt Black + Pink 222,20€

Material	Body Steel
	Shade Steel
Light Source	1 E27 max. 18W
Bulb incl.	No
Recom. Bulb	17464
Class	II
Voltage (V/Hz)	100V-240V/50-60Hz
Cable	2 MT



indoor

Suspended

Studio NEW

Designed by Nahtrang

Studio brings back lines from the 1950s and reinterprets them to fit into a modern context.



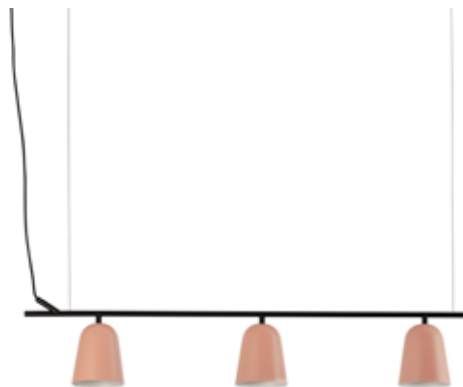
Studio 290 Ref. 28287



Studio 110 Ref. 28277

The main feature of its design that makes it unique is the way the cable is attached to the structure.

Studio lineal
Nahtrang



- 28266 ●● Matt Black + Black 249,80€
- 28267 ●● Matt Black + White 249,80€
- 28268 ●● Matt Black + Green 249,80€
- 28281 ●● Matt Black + Blue 249,80€
- 28282 ●● Matt Black + Pink 249,80€

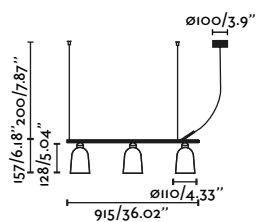
Material	Body Steel
	Shade Steel
Light Source	3 E14 max. 8W
Bulb incl.	No
Recom. Bulb	17461
Class	II
Voltage (V/Hz)	100V-240V/50-60Hz
Cable	2 MT



Table&Floor
60



Wall
326



indoor

Suspended



Isabelle 310
Héctor Serrano



28300 ●● Matt White + Opal 485,20€

Isabelle 400
Héctor Serrano



28301 ●● Matt White + Opal 549,50€

Isabelle 500
Héctor Serrano

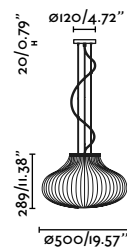
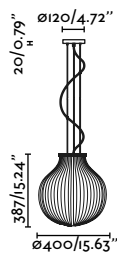
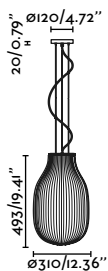


28302 ●● Matt White + Opal 598,50€

Material	Body Steel
	Shade Glass
Light Source	1 E27 max. 15W
Bulb incl.	No
Recom. Bulb	17463
Class	II
Voltage (V/Hz)	100V-240V/50-60Hz
Cable	2 MT

Material	Body Steel
	Shade Glass
Light Source	1 E27 max. 15W
Bulb incl.	No
Recom. Bulb	17463
Class	II
Voltage (V/Hz)	100V-240V/50-60Hz
Cable	2 MT

Material	Body Steel
	Shade Glass
Light Source	1 E27 max. 15W
Bulb incl.	No
Recom. Bulb	17463
Class	II
Voltage (V/Hz)	100V-240V/50-60Hz
Cable	2 MT



Isabelle

NEW

Designed by Héctor Serrano


Three models that can be implemented individually or together depending on architectural needs.



The opal glass diffuser emits a soft, warm light filtered by its waves.



Isabelle 500 Ref. 28302



Isabelle 400 Ref. 28301

Marisol


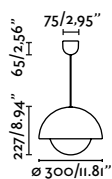
incl. DIM TRIAC L



60012 ● Matt White 289,90€

60013 ● Matt Black 289,90€

Material	Body Steel
	Diff Glass + Opal
	Shade Steel
Power	14,5W
Lumen Output	754lm
Light Source	SMD LED 2700K
Class	I
CRI	90
Voltage (V/Hz)	220V-240V/50-60Hz
Cable	1.5 MT



Marisol

NEW

indoor

Suspended

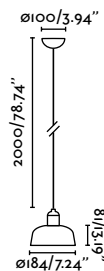


Tatawin S
Adolfo Abejón



- 20339-116 ●● Satin Black + Opal **142,00€**
 20339-117 ●● Satin Black + Shiny Black **142,00€**

Material	Body Steel
	Shade Glass
Light Source	1 E27 G45 max. 15W
Bulb incl.	No
Recom. Bulb	17462
Class	II
Voltage (V/Hz)	100V-240V/50-60Hz
Cable	2 MT

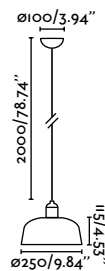


Tatawin M
Adolfo Abejón



- 20339-119 ●● Satin Black + Opal **177,40€**
 20339-120 ●● Satin Black + Shiny Black **177,40€**

Material	Body Steel
	Shade Glass
Light Source	1 E27 max. 15W
Bulb incl.	No
Recom. Bulb	17463
Class	II
Voltage (V/Hz)	100V-240V/50-60Hz
Cable	2 MT



indoor

Suspended

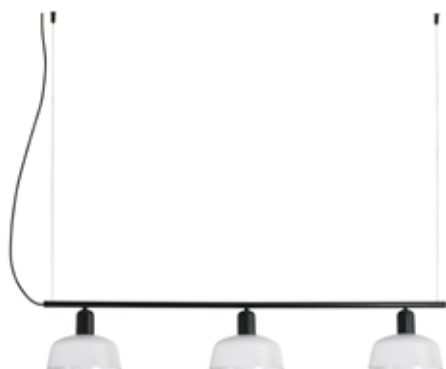
Tatawin

Designed by Adolfo Abejón

Inspired by
the houses
of Tataouine,
Tunisia.

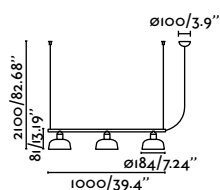


Tatawin lineal S
Adolfo Abejón




- 20338-116 ●● Satin Black + Opal **478,80€**
- 20338-117 ●● Satin Black + Shiny Black **478,80€**

Material	Body Steel
	Shade Glass
Light Source	3 E27 G45 max. 15W
Bulb incl.	No
Recom. Bulb	17462
Class	II
Voltage (V/Hz)	100V-240V/50-60Hz
Cable	2 MT

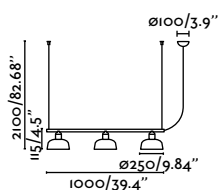


Tatawin lineal M
Adolfo Abejón



- 20338-119 ●● Satin Black + Opal **585,00€**
- 20338-120 ●● Satin Black + Shiny Black **585,00€**

Material	Body Steel
	Shade Glass
Light Source	3 E27 max. 15W
Bulb incl.	No
Recom. Bulb	17463
Class	II
Voltage (V/Hz)	100V-240V/50-60Hz
Cable	2 MT



indoor

Suspended



Tatawin circular
Adolfo Abejón

NEW



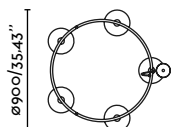
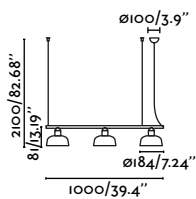
20343-116-5L
NEW

● ○ Satin Black + Opal **812,50€**

20343-117-5L
NEW

● ● Satin Black + Shiny Black **812,50€**

Material	Body Steel
	Shade Glass
Light Source	5 E27 G45 max. 15W
Bulb incl.	No
Recom. Bulb	17462
Class	II
Voltage (V/Hz)	100V-240V/50-60Hz
Cable	2.5 MT



Tatawin circular
Adolfo Abejón

NEW



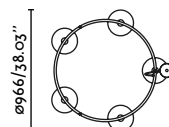
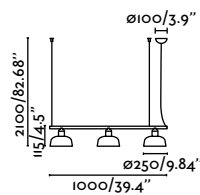

20343-119-5L
NEW

● ○ Satin Black + Opal **989,50€**

20343-120-5L
NEW

● ● Satin Black + Shiny Black **989,50€**

Material	Body Steel
	Shade Glass
Light Source	5 E27 G45 max. 15W
Bulb incl.	No
Recom. Bulb	17462
Class	II
Voltage (V/Hz)	100V-240V/50-60Hz
Cable	2.5 MT



indoor

Suspended



Venice

Designed by Adolfo Abejón

Designed and handcrafted
in Barcelona.



Installation is easy and intuitive, thanks to a thin slit through which the cable passes and the light escapes.





Venice 160
Adolfo Abejón



- 64255 ●● Shiny Black + Shiny White **158,00€**
- 64256 ●● Shiny Black + Shiny Black **158,00€**
- 64258 ●||| Shiny Black + Black & White Gloss **188,00€**
- 64257 ●● Shiny Black + Gloss Pink **158,00€**
- 64259 ●● Shiny Black + Blue **158,00€**

Material	Body Steel
	Shade Ceramic
Light Source	1 E27 max. 15W
Bulb incl.	No
Recom. Bulb	17463
Class	II
Voltage (V/Hz)	100V-240V/50-60Hz
Cable	2.5 MT

Venice 200
Adolfo Abejón



- 64255-124 NEW ●● Black + White **257,30€**
- 64255-125 NEW ●● Black + Shiny Black **265,50€**
- 64255-126 NEW ●● Black + Pink **261,80€**
- 64255-128 NEW ●● Black + Blue **362,70€**
- 64255-127 NEW ●||| Black + Black & White Gloss **272,10€**

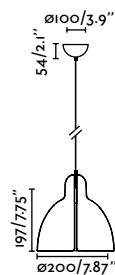
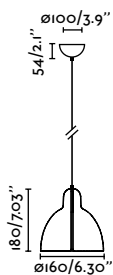
Material	Body Steel
	Shade Ceramic
Light Source	1 E27 max. 15W
Bulb incl.	No
Recom. Bulb	17463
Class	II
Voltage (V/Hz)	100V-240V/50-60Hz
Cable	2.5 MT



Table&Floor
72

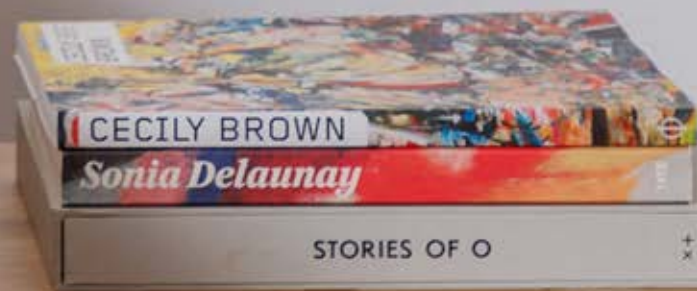


Wall
356



indoor

Suspended



Whizz
Christoph F.W.

NEW



- 20160 Black + Satin Gold **131,70€**
- 20161 Satin Gold + Black **131,70€**
- 20169 NEW Blue + Matt White **131,70€**

Material	Body Steel
	Shade Steel
Light Source	1 E27 max. 15W
Bulb incl.	No
Recom. Bulb	17496
Class	II
Voltage (V/Hz)	100V-240V/50-60Hz
Cable	1.5 MT

Whizz pendant floor
Christoph F.W.



- 20166-95 Matt Black + Black **271,40€**
- 20166-96 Matt Black + Satin Gold **271,40€**

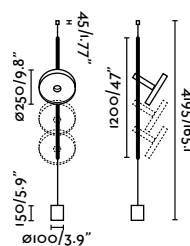
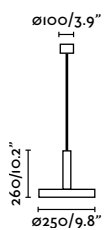
Material	Body Steel
	Shade Steel
Light Source	1 E27 max. 15W
Bulb incl.	No
Recom. Bulb	17496
Class	II
Voltage (V/Hz)	100V-240V/50-60Hz
Cable	3.4 MT



Floor
158



Wall
372



indoor

Suspended

Whizz

Designed by Christoph F.W.

Whizz incorporates current trends by combining different finishes in a wonderfully stylish way.

salone
satellite
20 years
of new
creativity



Whizz Ref. 20169



Whizz pendant floor Ref. 20166-95



Ligera

350°
↻



20079

● Matt Black 373,30€

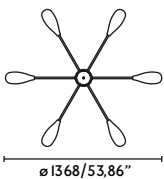
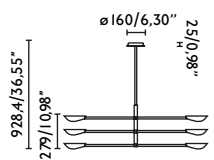
Material	Body Steel
	Shade Steel
Light Source	6 G9 max. 6W
Bulb incl.	No
Class	II
Voltage (V/Hz)	100V-240V/50-60Hz



Table&Floor
82



Wall
338



indoor

Suspended

Liggera NEW

Its soft and natural forms are inspired by ancient Japanese minimalism.



Confetti 300
Nutcreatives



68600-50 Matt Black + White & Black 132,80€

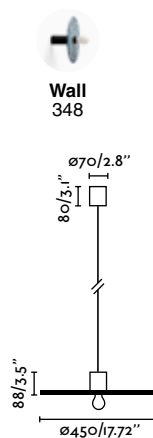
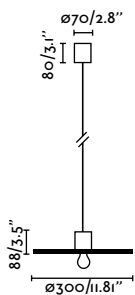
Material	Body Aluminium
	Shade Recycled PET
Light Source	1 E27 max. 15W
Bulb incl.	No
Recom. Bulb	17463
Class	II
Voltage (V/Hz)	100V-240V/50-60Hz
Cable	1.5 MT

Confetti 450
Nutcreatives



68600-51 Matt Black + White & Black 160,00€

Material	Body Aluminium
	Shade Recycled PET
Light Source	1 E27 max. 15W
Bulb incl.	No
Recom. Bulb	17464
Class	II
Voltage (V/Hz)	100V-240V/50-60Hz
Cable	1.5 MT



indoor

Suspended

Confetti

Designed by Nutcreatives


Locally produced,
made from recycled
plastic from bottle caps.



Less is more!
Made from recycled plastic
shavings.

Vico 600
Faro Lab

incl. DIM TRIAC L



61101 ● Matt Black 283,10€


Vico 600 canopy recessed

61105 ● Matt Black 370,60€

Material	Body Aluminium
	Diff PC + Opal
Power	15W
Lumen Output	1500lm
Light Source	SMD LED 2700K
Class	II
CRI	>=90
Voltage (V/Hz)	220V-240V/50Hz
Cable	2 MT

Vico 1150
Faro Lab

incl. DIM TRIAC L



61103 ● Matt Black 387,50€

Vico 1150 canopy recessed


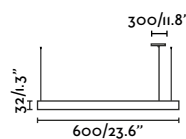

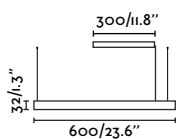
61104 ● Matt Black 464,40€

Material	Body Aluminium
	Diff PC + Opal
Power	30W
Lumen Output	2800lm
Light Source	MODULO LED 2700K
Class	II
CRI	>=90
Voltage (V/Hz)	220V-240V/50Hz
Cable	2 MT



Join kir accessory

61117 ● Matt Black 12,70€



*More dimmable options under request

Vico

Designed by Faro Lab



Provides homogeneous and soft light without causing glare.

Pure lines,
comfort and
elegance.



Vico 600 canopy recessed Ref. 61105

Saigon in 700
Nahtrang



- 20116 Matt Black + Beige **1.570,80€**
- 20117 Matt Black + White **1.570,80€**
- 20118 Matt Black + Terracotta **1.570,80€**
- 20119 Matt Black + Black **1.570,80€**
- 20120 Matt Black + Yellow **1.570,80€**
- 20121 Matt Black + Garnet **1.570,80€**
- 20122 Matt Black + Green **1.570,80€**
- 20123 Matt Black + Brown **1.570,80€**

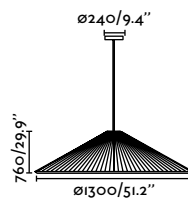
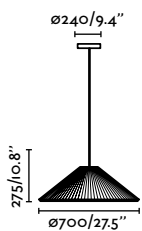
Material	Body Steel
	Diff Papyrus + Beige
	Shade Textile ribbon
Light Source	3 E27 max. 15W
Bulb incl.	No
Recom. Bulb	17464
Class	II
Voltage (V/Hz)	100V-240V/50-60Hz
Cable	1.6 MT

Saigon in 1300
Nahtrang



- 20124 Matt Black + Beige **3.164,05€**
- 20125 Matt Black + White **3.164,05€**
- 20126 Matt Black + Terracotta **3.164,05€**
- 20127 Matt Black + Black **3.164,05€**
- 20128 Matt Black + Yellow **3.164,05€**
- 20129 Matt Black + Garnet **3.164,05€**
- 20130 Matt Black + Green **3.164,05€**
- 20131 Matt Black + Brown **3.164,05€**

Material	Body Steel
	Diff Papyrus + Beige
	Shade Textile ribbon
Light Source	4 E27 max. 15W
Bulb incl.	No
Recom. Bulb	17464
Class	II
Voltage (V/Hz)	100V-240V/50-60Hz
Cable	1.6 MT



indoor

Suspended


Saigon

Designed by Nahtrang

It offers an infinite number of combinations and functionalities.



Saigon in 1300 Ref. 20128



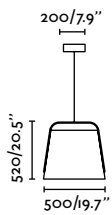
The high quality of its materials and the attention to detail on its finishing are essential.

Stood
Lucid Product Design



29848 ●● Matt Black + Cherry 476,40€

Material	Body Steel
	Shade Wood
Light Source	1 E27 max. 15W
Bulb incl.	No
Recom. Bulb	17464
Class	II
Voltage (V/Hz)	100V-240V/50-60Hz
Cable	2 MT




Stood 5L
Lucid Product Design



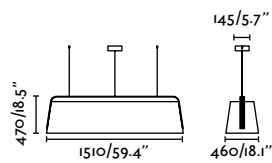
29849 ●● Matt Black + Cherry 1.515,00€

Material	Body Steel
	Shade Wood
Light Source	5 E27 max. 15W
Bulb incl.	No
Recom. Bulb	17464
Class	II
Voltage (V/Hz)	100V-240V/50-60Hz
Cable	2 MT



Table&Floor
118

Wall
386



indoor

Suspended

Stood

Designed by Lucid Product Design




Stood 5L Ref. 29849



Nothing provides more wellbeing and warmth than natural wood.

Loop
Estudi Ribaudí

incl.



- 29397 Matt Black + Ash Tree **427,40€**
- 29567 Matt Black + Cherry **427,00€**


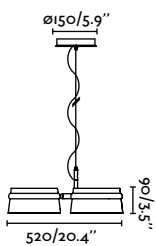
Material	Body Steel
	Shade Wood
Power	18W
Lumen Output	1050lm
Light Source	SMD LED 2700K
Class	II
CRI	>80
Voltage (V/Hz)	100V-240V/50-60Hz
Cable	1.2 MT



Table&Floor
116



Wall
388



indoor

Suspended

Loop

Designed by Estudi Ribaudí



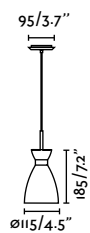
Loop Ref. 29567

Retro
Àlex & Manel Lluscà



- 20046  Matt Copper + Matt Black **64,30€**
 20050  Matt Black + Chrome **60,60€**

Material	Body Steel
Light Source	1 E14 max. 8W
Bulb incl.	No
Recom. Bulb	17461
Class	I
Voltage (V/Hz)	100V-240V/50-60Hz
Cable	1.6 MT



Retro 12L
Àlex & Manel Lluscà

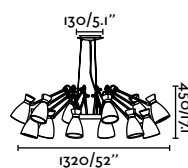


- 20047  Matt Copper + Matt Black **1.256,50€**
 20048  Matt Black + Chrome **1.199,70€**
 20051  Matt Black + Satin Gold **1.199,70€**

Material	Body Steel
Light Source	12 E14 max. 8W
Bulb incl.	No
Recom. Bulb	17461
Class	I
Voltage (V/Hz)	100V-240V/50-60Hz
Cable	3 MT



Wall
488



indoor

Suspended


Retro

Designed by Àlex & Manel Llusçà



Retro Ref. 20050

Levita
Nahtrang



- 29691 ● Shiny Gold 565,50€
- 29696 ● Matt Black 533,50€

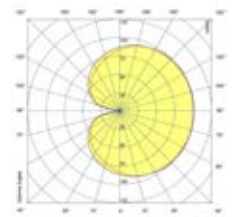
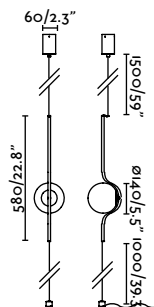


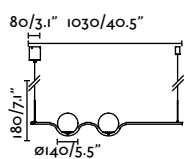
Material	Body Steel
	Diff Glass + Opal
Power	14W
Lumen Output	1400lm
Light Source	SMD LED 2700K
Class	I
CRI	>80
Voltage (V/Hz)	220V-240V/50-60Hz
Cable	1.5 MT

Levita pendant floor
Nahtrang



- 29694 ● Shiny Gold 440,60€
- 29699 ● Matt Black 426,70€

Material	Body Steel
	Diff Glass + Opal
Power	7W
Lumen Output	700lm
Light Source	SMD LED 2700K
Class	II
CRI	>80
Voltage (V/Hz)	220V-240V/50-60Hz
Cable	1.5 MT



*Max. ceiling height 3mts.

indoor

Suspended

Levita

Designed by Nahtrang



Levita Ref. 29691

Thanks to Estudio Ana Martí

Mine Glass
Nahtrang



- 28375 Matt White 173,30€
- 28376 Dark Grey 173,30€

Material	Body Aluminium+Wood Diff Glass + Opal
Light Source	1 E27 max. 15W
Bulb incl.	No
Recom. Bulb	17463
Class	II
Voltage (V/Hz)	100V-240V/50-60Hz
Cable	4 MT

Mine PC
Nahtrang

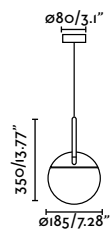
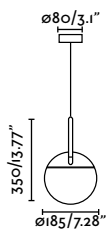


- 28209 Matt White 180,10€
- 28210 Dark Grey 180,10€

Material	Body Aluminium+Wood Diff PC + Opal
Light Source	1 E27 max. 15W
Bulb incl.	No
Recom. Bulb	17463
Class	II
Voltage (V/Hz)	100V-240V/50-60Hz
Cable	4 MT



Table
94



Mine

Designed by Nahtrang

Sober and nordic style.
It presents a relaxed
aesthetics thanks to its
shapes and soft finishes.



Mine PC Ref. 28376



It integrates into spaces without
importance and emits a
comfortable light that invites
relaxation.

Mine Glass Space
Nahtrang



28375-1L ● Matt White 198,80€
28376-1L ● Dark Grey 198,80€

Material	Body Aluminium+Wood
	Diff Glass + Opal
Light Source	1 E27 max. 15W
Bulb incl.	No
Recom. Bulb	17463
Class	II
Voltage (V/Hz)	100V-240V/50-60Hz
Cable	2 MT

Mine PC Space
Nahtrang



28209-1L ● Matt White 204,70€
28210-1L ● Dark Grey 204,70€

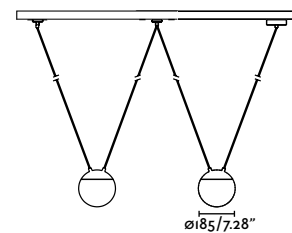
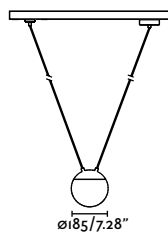
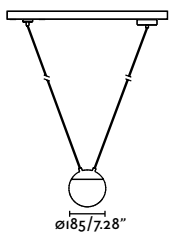
Material	Body Aluminium+Wood
	Diff PC + Opal
Light Source	1 E27 max. 15W
Bulb incl.	No
Recom. Bulb	17463
Class	II
Voltage (V/Hz)	100V-240V/50-60Hz
Cable	2 MT

Mine Glass Space 2L
Nahtrang



28375-2L ● Matt White 384,65€
28376-2L ● Dark Grey 384,65€

Material	Body Aluminium+Wood
	Diff Glass + Opal
Light Source	2 E27 max. 15W
Bulb incl.	No
Recom. Bulb	17463
Class	II
Voltage (V/Hz)	100V-240V/50-60Hz
Cable	4 MT



indoor

Suspended



Mine PC Space 2L
Nahtrang



- 28209-2L ● Matt White 396,20€
28210-2L ● Dark Grey 396,20€

Material	Body Aluminium+Wood
	Diff PC + Opal
Light Source	2 E27 max. 15W
Bulb incl.	No
Recom. Bulb	17463
Class	II
Voltage (V/Hz)	100V-240V/50-60Hz
Cable	4 MT

Mine Glass Space 3L
Nahtrang



- 28375-3L ● Matt White 568,15€
28376-3L ● Dark Grey 568,15€

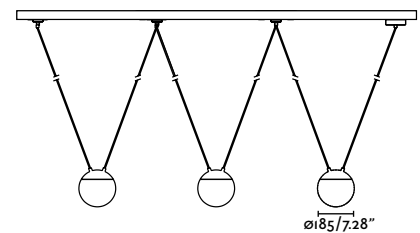
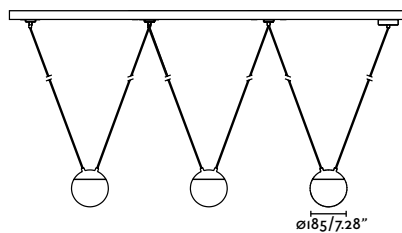
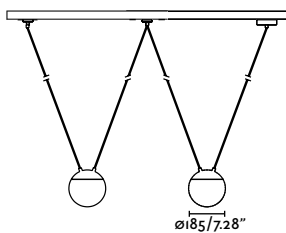
Material	Body Aluminium+Wood
	Diff Glass + Opal
Light Source	3 E27 max. 15W
Bulb incl.	No
Recom. Bulb	17463
Class	II
Voltage (V/Hz)	100V-240V/50-60Hz
Cable	6 MT

Mine PC Space 3L
Nahtrang



- 28209-3L ● Matt White 585,20€
28210-3L ● Dark Grey 585,20€

Material	Body Aluminium+Wood
	Diff PC + Opal
Light Source	3 E27 max. 15W
Bulb incl.	No
Recom. Bulb	17463
Class	II
Voltage (V/Hz)	100V-240V/50-60Hz
Cable	6 MT



indoor

Suspended



Mine PC Space 3L Ref. 28376-3L
Thanks to DOS architects Tavis Wright | Photo by Tomeu Canyellas

Mine Glass Space 4L

Nahträng



28375-4L ● Matt White 759,40€

28376-4L ● Dark Grey 759,40€

Material	Body Aluminium+Wood
	Diff Glass + Opal
Light Source	4 E27 max. 15W
Bulb incl.	No
Recom. Bulb	17463
Class	II
Voltage (V/Hz)	100V-240V/50-60Hz
Cable	8 MT

Mine PC Space 4L

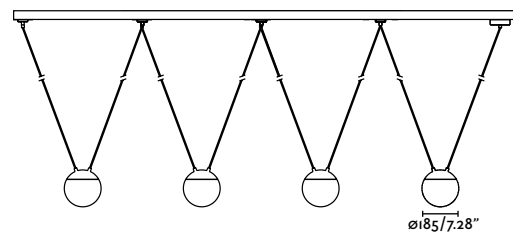
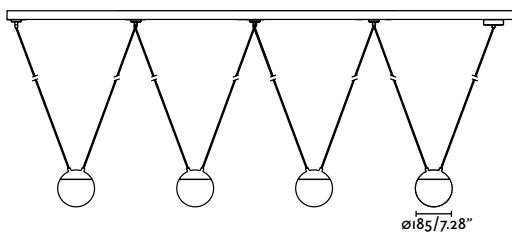
Nahträng



28209-4L ● Matt White 782,20€

28210-4L ● Dark Grey 782,20€

Material	Body Aluminium+Wood
	Diff PC + Opal
Light Source	4 E27 max. 15W
Bulb incl.	No
Recom. Bulb	17463
Class	II
Voltage (V/Hz)	100V-240V/50-60Hz
Cable	8 MT



indoor

Suspended



Mine Glass Space 5L
Nahtrang



- 28375-5L Matt White **939,60€**
- 28376-5L Dark Grey **939,60€**

Material	Body Aluminium+Wood
	Diff Glass + Opal
Light Source	5 E27 max. 15W
Bulb incl.	No
Recom. Bulb	17463
Class	II
Voltage (V/Hz)	100V-240V/50-60Hz
Cable	10 MT

Mine PC Space 5L
Nahtrang



- 28209-5L Matt White **967,00€**
- 28210-5L Dark Grey **967,00€**

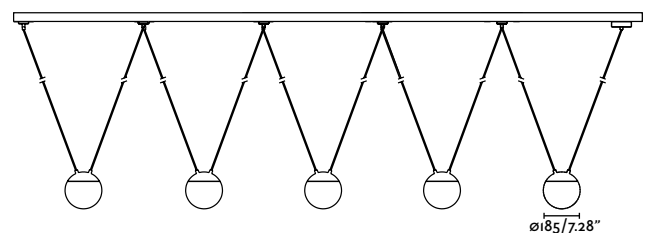
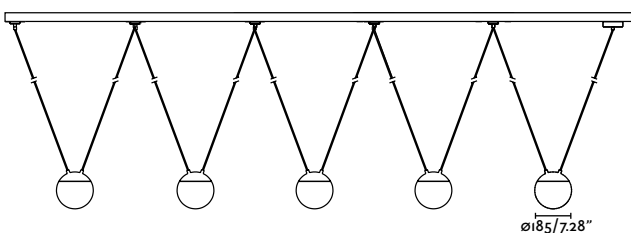
Material	Body Aluminium+Wood
	Diff PC + Opal
Light Source	5 E27 max. 15W
Bulb incl.	No
Recom. Bulb	17463
Class	II
Voltage (V/Hz)	100V-240V/50-60Hz
Cable	10 MT



- Hook accessory**
- 28373 Matt White **13,05€**



- Hook accessory**
- 28374 Dark Grey **13,05€**



Tell us your needs and we will make it happen

Send your demand on customize@faro.es

indoor

Suspended



Dolme
Xjer Studio



64099 ● Matt White 245,70€

Material	Body Steel
	Diff PMMA + Opal
Power	23W
Lumen Output	1260lm
Light Source	SMD LED 3000K
Class	I
CRI	>80
Voltage (V/Hz)	220V-240V/50-60Hz
Cable	1.6 MT

Cocotte 430
Jordi Llopis



64262 ● Shiny White 255,60€
64263 ● Shiny Black 255,60€

Material	Body Aluminium
	Diff PMMA + Opal
Power	30W
Lumen Output	1300lm
Light Source	SMD LED 3000K
Class	I
CRI	>80
Voltage (V/Hz)	220V-240V/50-60Hz
Cable	1.1 MT

Cocotte 550
Jordi Llopis


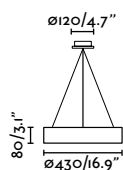

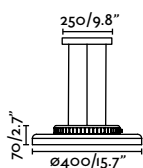


64261 ● Shiny Black 341,40€


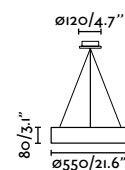
Material	Body Aluminium
	Diff PMMA + Opal
Power	38W
Lumen Output	1700lm
Light Source	SMD LED 3000K
Class	I
CRI	>80
Voltage (V/Hz)	100V-240V/50-60Hz
Cable	1.1 MT



Ceiling
288



Ceiling
290



indoor

Suspended

Dolme & Cocotte

Superb,
neutral and
architectonic.



Cocotte 550 Ref. 64261



Dolme Ref. 64099

Kombo 120
Nutcreatives



- 68591-1L Matt Black + Grey **92,50€**
- 68592-1L Matt Black + Beige **92,50€**

Kombo 200
Nutcreatives



- 68593-1L Matt Black + Grey **111,10€**
- 68594-1L Matt Black + Beige **111,10€**

Kombo 400
Nutcreatives






- 68595-1L Matt Black + Grey **126,90€**
- 68596-1L Matt Black + Beige **126,90€**
- 68597-1L Matt Black + Terracotta **126,90€**

Material	Body Steel
Light Source	1 E27 max. 15W
Bulb incl.	No
Recom. Bulb	17463
Class	II
Voltage (V/Hz)	100V-240V/50-60Hz
Cable	1.5 MT

Material	Body Steel
Light Source	1 E27 max. 15W
Bulb incl.	No
Recom. Bulb	17463
Class	II
Voltage (V/Hz)	100V-240V/50-60Hz
Cable	1.5 MT

Material	Body Steel
Light Source	1 E27 max. 15W
Bulb incl.	No
Recom. Bulb	17463
Class	II
Voltage (V/Hz)	100V-240V/50-60Hz
Cable	1.5 MT



Kombo

Designed by Nutcreatives



Kombo 120 Ref. 68591-1L

A family of modular suspended luminaires with a rational aesthetic where colour plays a fundamental role.

Combine and have fun with Kombo.



Kombo 400 Ref. 68597-1L

Naos 233

Àlex & Manel Llusçà



64500

● Beige + Terracotta 97,20€

Material	Body Steel+Glass
	Diff Glass + Opal
	Shade Steel
Light Source	1 E27 max. 15W
Bulb incl.	No
Recom. Bulb	17463
Class	I
Voltage (V/Hz)	100V-240V/50-60Hz
Cable	1.8 MT

Naos 400

Àlex & Manel Llusçà

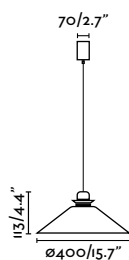



64501

● Beige + Terracotta 124,85€

Material	Body Steel+Glass
	Diff Glass + Opal
	Shade Steel
Light Source	1 E27 max. 15W
Bulb incl.	No
Recom. Bulb	17463
Class	I
Voltage (V/Hz)	100V-240V/50-60Hz
Cable	1.8 MT

Two-colour ring accessory incl.



indoor

Suspended

Naos

Designed by Àlex & Manel Llusçà



Pluma
Nahtrang

incl.




64172  Matt Black + Matt Gold 124,10€

Material	Body Aluminium Diff PMMA + Opal
Power	6W
Lumen Output	450lm
Light Source	SMD LED 3000K
Class	II
CRI	>80
Voltage (V/Hz)	220V-240V/50-60Hz
Cable	1.5 MT

Side 200
Àlex & Manel Llusçà

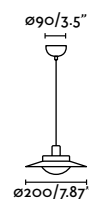

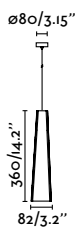


62139  Matt Black + Satin Copper 75,80€

Material	Body Steel Diff Glass + Opal
Light Source	1 G9 max. 6W
Bulb incl.	No
Recom. Bulb	17443
Class	II
Voltage (V/Hz)	100V-240V/50-60Hz
Cable	1.5 MT



Ceiling
610



Side

Designed by Àlex & Manel Lluscà

indoor

Suspended



Costas 600

Àlex & Manel Llusçà



68590-69

●● Matt Black + Rattan 129,20€

Material	Body Steel
	Shade Rattan
Light Source	1 E27 max. 15W
Bulb incl.	No
Recom. Bulb	17426
Class	II
Voltage (V/Hz)	100V-240V/50-60Hz
Cable	1.5 MT

Costas 1000

Àlex & Manel Llusçà



68590-70

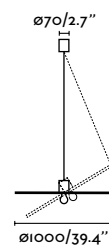
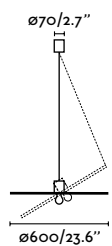
●● Matt Black + Rattan 193,20€

Material	Body Steel
	Shade Rattan
Light Source	1 E27 max. 15W
Bulb incl.	No
Recom. Bulb	17426
Class	II
Voltage (V/Hz)	100V-240V/50-60Hz
Cable	1.5 MT

Hook accessory incl.



Wall
364



Costas

Designed by Àlex & Manel Llusca



It is handmade, which reduces the impact on the planet.

It brings a Mediterranean touch to the space where you place it.



Costas 600 Ref. 68590-69

Saipan
Faro Lab



65134-76 ●● Black + Rattan 84,50€

Tupai
Faro Lab



65134-77 ●● Black + Rattan 141,20€

Sumba
Faro Lab



65134-72 ●● Black + Rattan 203,20€

Material	Body Steel
	Shade Rattan
Light Source	1 E27 max. 15W
Bulb incl.	No
Recom. Bulb	17426
Class	I
Voltage (V/Hz)	100V-240V/50-60Hz
Cable	2 MT

Material	Body Steel
	Shade Rattan
Light Source	1 E27 max. 15W
Bulb incl.	No
Recom. Bulb	17426
Class	I
Voltage (V/Hz)	100V-240V/50-60Hz
Cable	2 MT

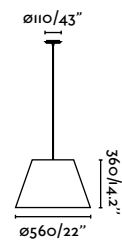
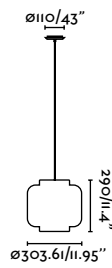
Material	Body Steel
	Shade Rattan
Light Source	1 E27 max. 15W
Bulb incl.	No
Recom. Bulb	17426
Class	I
Voltage (V/Hz)	100V-240V/50-60Hz
Cable	2 MT



Table
98



Wall
398



indoor

Suspended

Saipan, Tupai & Sumba

Designed by Faro Lab



Tupai Ref. 65134-77



Sumba Ref. 65134-72

Haka 250
Faro Lab



65134-73 ●● Black + Rattan 101,40€

Haka 300
Faro Lab



65134-74 ●● Black + Rattan 121,80€

Haka 530
Faro Lab

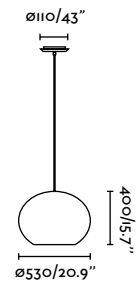
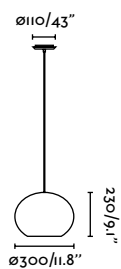



65134-75 ●● Black + Rattan 293,70€

Material	Body Steel
	Shade Rattan
Light Source	1 E27 max. 15W
Bulb incl.	No
Recom. Bulb	17426
Class	I
Voltage (V/Hz)	100V-240V/50-60Hz
Cable	2 MT

Material	Body Steel
	Shade Rattan
Light Source	1 E27 max. 15W
Bulb incl.	No
Recom. Bulb	17426
Class	I
Voltage (V/Hz)	100V-240V/50-60Hz
Cable	2 MT

Material	Body Steel
	Shade Rattan
Light Source	1 E27 max. 15W
Bulb incl.	No
Recom. Bulb	17426
Class	I
Voltage (V/Hz)	100V-240V/50-60Hz
Cable	2 MT



indoor

Suspended

Haka

Designed by Faro Lab



Haka 530 Ref. 65134-75



Mambo 210
Faro Lab



64315-47 ●● Matt Black + Rattan 155,90€

Mambo 320
Faro Lab



64315-48 ●● Matt Black + Rattan 180,90€

Mambo 450
Faro Lab

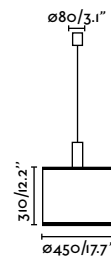
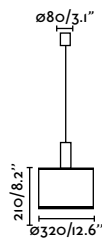
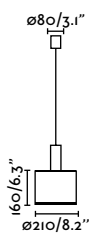



64315-49 ●● Matt Black + Rattan 217,40€

Material	Body Steel
	Shade Rattan
Light Source	1 E27 max. 15W
Bulb incl.	No
Recom. Bulb	17463
Class	II
Voltage (V/Hz)	100V-240V/50-60Hz
Cable	1.7 MT

Material	Body Steel
	Shade Rattan
Light Source	1 E27 max. 15W
Bulb incl.	No
Recom. Bulb	17463
Class	II
Voltage (V/Hz)	100V-240V/50-60Hz
Cable	1.7 MT

Material	Body Steel
	Shade Rattan
Light Source	1 E27 max. 15W
Bulb incl.	No
Recom. Bulb	17463
Class	II
Voltage (V/Hz)	100V-240V/50-60Hz
Cable	1.7 MT



*Structures and shades also sold separately 598-601

indoor

Suspended

Mambo

Designed by Faro Lab



Mambo 450 Ref. 64315-49

Mambo 210 displaced canopy
Faro Lab



64314-47 ●● Matt Black + Rattan 152,50€

Mambo 320 displaced canopy
Faro Lab



64314-48 ●● Matt Black + Rattan 177,50€

Mambo 450 displaced canopy
Faro Lab

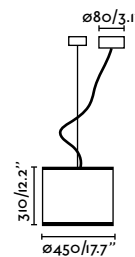
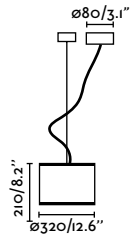
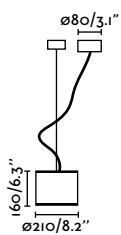


64314-49 ●● Matt Black + Rattan 214,00€

Material	Body Steel
	Shade Rattan
Light Source	1 E27 max. 15W
Bulb incl.	No
Recom. Bulb	17463
Class	II
Voltage (V/Hz)	100V-240V/50-60Hz
Cable	1.5 MT

Material	Body Steel
	Shade Rattan
Light Source	1 E27 max. 15W
Bulb incl.	No
Recom. Bulb	17463
Class	II
Voltage (V/Hz)	100V-240V/50-60Hz
Cable	1.5 MT


Material	Body Steel
	Shade Rattan
Light Source	1 E27 max. 15W
Bulb incl.	No
Recom. Bulb	17463
Class	II
Voltage (V/Hz)	100V-240V/50-60Hz
Cable	1.5 MT



*Structures and shades also sold separately 598-601


indoor

Suspended



Samba
Faro Lab



- 64315-44  Matt Black + Beige **294,40€**
- 64315-45  Matt Black + Yellow **294,40€**
- 64315-46  Matt Black + Green **294,40€**

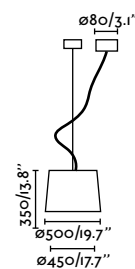
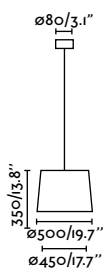

Material	Body Steel
	Diff Papyrus
	Shade Textile
Light Source	1 E27 max. 15W
Bulb incl.	No
Recom. Bulb	17464
Class	II
Voltage (V/Hz)	100V-240V/50-60Hz
Cable	1.7 MT

Samba displaced canopy
Faro Lab



- 64314-44  Matt Black + Beige **291,00€**
- 64314-45  Matt Black + Yellow **291,00€**
- 64314-46  Matt Black + Green **291,00€**

Material	Body Steel
	Diff Papyrus
	Shade Textile
Light Source	1 E27 max. 15W
Bulb incl.	No
Recom. Bulb	17464
Class	II
Voltage (V/Hz)	100V-240V/50-60Hz
Cable	1.5 MT



*Structures and shades also sold separately 598-601

indoor

Suspended

Samba

Designed by Faro Lab



Samba Ref. 64315-45

235

Conga
Faro Lab




- 64315-54  Matt Black + White **188,90€**
- 64315-55  Matt Black + Beige **188,90€**
- 64315-56  Matt Black + Black **188,90€**

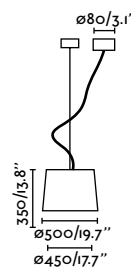
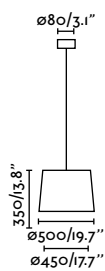

Material	Body Steel
	Diff Papyrus
	Shade Textile
Light Source	1 E27 max. 15W
Bulb incl.	No
Recom. Bulb	17464
Class	II
Voltage (V/Hz)	100V-240V/50-60Hz
Cable	1.7 MT

Conga displaced canopy
Faro Lab



- 64314-54  Matt Black + White **185,50€**
- 64314-55  Matt Black + Beige **185,50€**
- 64314-56  Matt Black + Black **185,50€**

Material	Body Steel
	Diff Papyrus
	Shade Textile
Light Source	1 E27 max. 15W
Bulb incl.	No
Recom. Bulb	17464
Class	II
Voltage (V/Hz)	100V-240V/50-60Hz
Cable	1.5 MT



*Structures and shades also sold separately 598-601

indoor

Suspended

Conga

Designed by Faro Lab



Conga Ref. 64315-56

Savoy
Isaac Piñeiro



- 20308-89 White + White **169,10€**
- 20309-90 Black + Black **169,10€**
- 20309-91 Black + Green **169,10€**

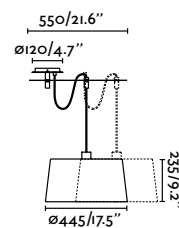
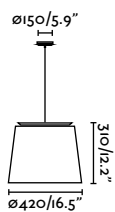
Material	Body Steel
	Diff PMMA + Opal
	Shade Textile
Light Source	1 E27 max. 15W
Bulb incl.	No
Recom. Bulb	17464
Class	II
Voltage (V/Hz)	100V-240V/50-60Hz
Cable	0.8 MT

Fusta
Àlex & Manel Llusçà



- 28394 Matt White + White **218,40€**

Material	Body Steel+Wood
	Shade Textile
Light Source	1 E27 max. 15W
Bulb incl.	No
Recom. Bulb	17464
Class	I
Voltage (V/Hz)	100V-240V/50-60Hz
Cable	1.7 MT



indoor

Suspended

Fusta

Designed by Àlex & Manel Llusçà



Fusta Ref. 28394

Vesper 400
Nahtrang



29988 ●● Matt White + Beige 269,00€

Material	Body Steel
	Diff PC + Opal
	Shade Textile
Light Source	3 E27 max. 15W
Bulb incl.	No
Recom. Bulb	17463
Class	I
Voltage (V/Hz)	100V-240V/50-60Hz
Cable	2 MT

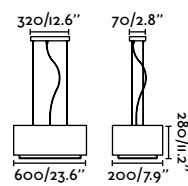
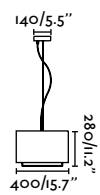

Vesper 600
Nahtrang



29986 ●● Matt White + Beige 249,00€

29987 ●● Brown + Beige 249,00€

Material	Body Steel
	Diff PC + Opal
	Shade Textile
Light Source	2 E27 max. 15W
Bulb incl.	No
Recom. Bulb	17463
Class	I
Voltage (V/Hz)	100V-240V/50-60Hz
Cable	2 MT



indoor

Suspended

Vesper

Designed by Nahtrang



Vesper 600 Ref. 29986

Hotel
Àlex & Manel Llusçà



29944 ●● Matt White + White 260,30€

Linda
Estudi Ribaudí



29309 ●● Matt White + Beige 240,60€
29313 ●● Matt Black + Beige 240,60€

Tree
Estudi Ribaudí

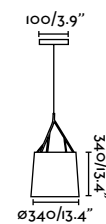
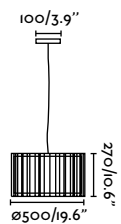
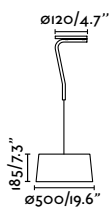



29864 ●● Matt Black + Black 217,50€
29865 ●● Matt White + White 217,50€

Material	Body Steel
	+ White
	Shade Textile
Light Source	3 E27 max. 15W
Bulb incl.	No
Recom. Bulb	17463
Class	I
Voltage (V/Hz)	100V-240V/50-60Hz
Cable	1 MT

Material	Body Steel
	Shade Textile
Light Source	1 E27 max. 15W
Bulb incl.	No
Recom. Bulb	17464
Class	I
Voltage (V/Hz)	100V-240V/50-60Hz
Cable	1.2 MT

Material	Body Steel
	Shade Textile
Light Source	1 E27 max. 15W
Bulb incl.	No
Recom. Bulb	17464
Class	I
Voltage (V/Hz)	100V-240V/50-60Hz
Cable	1.3 MT



indoor

Suspended

Hotel, Linda & Tree



Hotel Ref. 29944



Linda Ref. 29313



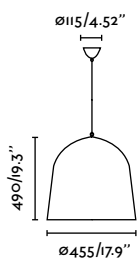
Tree Ref. 29864

Crater



68461 Matt Black + Matt Gold 525,60€

Material	Body Aluminium
Light Source	3 E27 max. 15W
Bulb incl.	No
Recom. Bulb	17463
Class	II
Voltage (V/Hz)	100V-240V/50-60Hz
Cable	1.5 MT

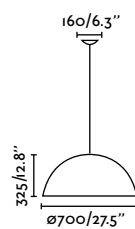


Magma



28398 Matt White + Matt Silver 940,50€
 28399 Matt White + Matt Gold 940,50€
 29468 Black + Matt Gold 966,50€

Material	Body Fiber glass
Light Source	3 E27 max. 15W
Bulb incl.	No
Recom. Bulb	17464
Class	I
Voltage (V/Hz)	100V-240V/50-60Hz
Cable	2 MT



Crater & Magma

indoor

Suspended




Magma Ref. 29468



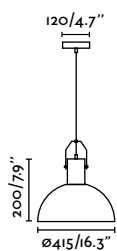
Crater Ref. 68461

Margot




- 68561  Matt Black + Wood 182,90€
 68564  Matt White + Wood 182,90€

Material	Body Steel+Wood
Light Source	1 E27 max. 15W
Bulb incl.	No
Recom. Bulb	17464
Class	I
Voltage (V/Hz)	100V-240V/50-60Hz
Cable	1.2 MT

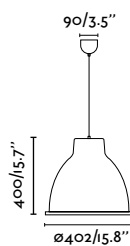


Charlotte



- 68562  Dark Grey 280,80€
 68563  Matt White 280,80€

Material	Body Steel
	Diff PC + Opal
Light Source	1 E27 max. 15W
Bulb incl.	No
Recom. Bulb	17464
Class	I
Voltage (V/Hz)	100V-240V/50-60Hz
Cable	1.2 MT



Margot

indoor

Suspended



Margot Ref. 68561

247

Brume
Àlex & Manel Llusçà

IP44  incl.



40078 ● Anthracite 163,00€

Material	Body Steel
	Diff Glass + Opal
Power	3W
Lumen Output	200lm
Light Source	SMD LED 2700K
Class	II
CRI	>80
Voltage (V/Hz)	100V-240V/50-60Hz
Cable	1 MT

Art



64137 ● Old Gold 41,50€
65134 ● Black 42,70€

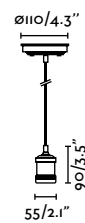
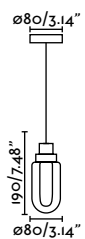
Material	Body Steel
Light Source	1 E27 max. 15W
Bulb incl.	No
Recom. Bulb	17425
Class	I
Voltage (V/Hz)	100V-240V/50-60Hz
Cable	1.5 MT



Ceiling
320



Wall
512



indoor

Suspended

Brume

Designed by Àlex & Manel Llusçà



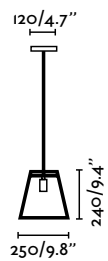
Rose



65082

● Matt Black 148,10€

Material	Body Steel
	Diff Glass + Transparent
Light Source	1 E27 max. 15W
Bulb incl.	No
Recom. Bulb	17429
Class	II
Voltage (V/Hz)	100V-240V/50-60Hz
Cable	1.5 MT



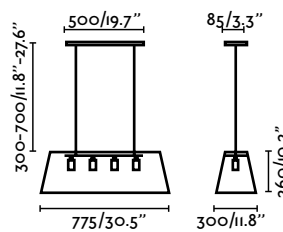
Rose 4L



65081

● Matt Black 545,20€

Material	Body Steel
	Diff Glass + Transparent
Light Source	4 E27 max. 15W
Bulb incl.	No
Recom. Bulb	17415
Class	I
Voltage (V/Hz)	100V-240V/50-60Hz



indoor

Suspended

Rose



Rose Ref. 65082



Rose 4L Ref. 65081

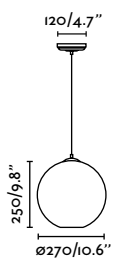
Clara



64128

● ● Matt Black + Transparent 136,80€

Material	Body Steel
	Shade Glass
Light Source	1 E27 max. 15W
Bulb incl.	No
Recom. Bulb	17428
Class	I
Voltage (V/Hz)	100V-240V/50-60Hz
Cable	2 MT



Mou

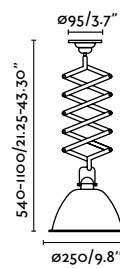
350°
↻



62806

● Shiny Black 245,60€

Material	Body Steel
	Shade Steel
Light Source	1 E27 max. 15W
Bulb incl.	No
Recom. Bulb	17463
Class	I
Voltage (V/Hz)	100V-240V/50-60Hz
Cable	1.1 MT



Mou

indoor

Suspended



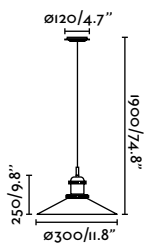
Halita



65071

● Old Gold + Transparent 119,50€

Material	Body Steel+Glass
	Shade Glass
Light Source	1 E27 max. 15W
Bulb incl.	No
Recom. Bulb	17428
Class	I
Voltage (V/Hz)	100V-240V/50-60Hz
Cable	1.5 MT



Marlin



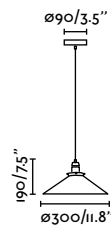
64133

● Old Gold + Black 70,40€

Material	Body Steel
	Shade Steel
Light Source	1 E27 max. 15W
Bulb incl.	No
Recom. Bulb	17428
Class	I
Voltage (V/Hz)	100V-240V/50-60Hz
Cable	1.5 MT



Wall
484



Halita & Marlin

indoor

Suspended



Marlin Ref. 64133




Halita Ref. 65071

Plat



- 68145 ● Matt Black 107,50€
 68146 ● Matt White 107,50€

Material	Body Steel
Light Source	1 E27 max. 15W
Bulb incl.	No
Recom. Bulb	17271
Class	II
Voltage (V/Hz)	100V-240V/50-60Hz
Cable	1.5 MT

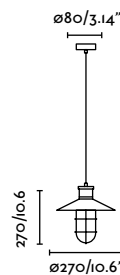


Marina



- 60004 ● Matt Black 66,90€

Material	Body Steel
	Diff Glass + Transparent
Light Source	1 E27 max. 15W
Bulb incl.	No
Recom. Bulb	17428
Class	II
Voltage (V/Hz)	100V-240V/50-60Hz
Cable	1.5 MT



indoor

Suspended

Plat



Plat Ref. 68145

Thanks to SALTO Proyectos de Arquitectura | Photo by Architectural Matter

Lou



- 62800 ● Shiny Black 393,80€
- 62801 ● Shiny Green 393,80€

Lang



- 62804 ● Shiny Black 126,50€
- 62805 ● Shiny Green 126,50€

Claire


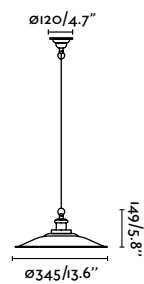
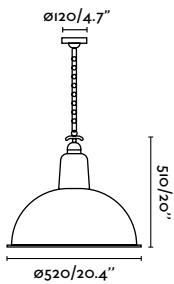


- 62802 ● Shiny Black 102,20€
- 62803 ● Shiny Green 102,20€

Material	Body Steel
Light Source	1 E27 max. 15W
Bulb incl.	No
Recom. Bulb	17463
Class	I
Voltage (V/Hz)	100V-240V/50-60Hz
Cable	0.9 MT

Material	Body Steel
Light Source	1 E27 max. 15W
Bulb incl.	No
Recom. Bulb	17426
Class	I
Voltage (V/Hz)	100V-240V/50-60Hz
Cable	1.4 MT

Material	Body Steel
Light Source	1 E27 max. 15W
Bulb incl.	No
Recom. Bulb	17426
Class	I
Voltage (V/Hz)	100V-240V/50-60Hz
Cable	1.4 MT



Claire

indoor

Suspended



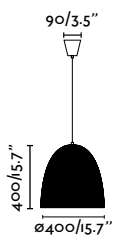
Liana



68569

● ● Black + Natural Hemp 296,70€

Material	Body Steel
	Shade Hemp
Light Source	1 E27 max. 15W
Bulb incl.	No
Recom. Bulb	17464
Class	I
Voltage (V/Hz)	100V-240V/50-60Hz
Cable	1.2 MT



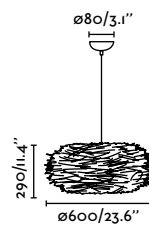
Nido



68153

● ● Matt Black + Brown 246,00€

Material	Body Steel
	Shade Cane
Light Source	1 E27 max. 15W
Bulb incl.	No
Recom. Bulb	17464
Class	I
Voltage (V/Hz)	100V-240V/50-60Hz
Cable	1.5 MT



Liana

indoor

Suspended



Ora



- 29894 Matt White **72,50€**
- 29895 Matt Black **72,50€**

Material	Body Aluminium Diff PMMA + Translucent
Power	4W
Lumen Output	350lm
Light Source	SMD LED 3000K
Class	II
CRI	>80
Voltage (V/Hz)	100V-240V/50-60Hz
Beam angle	60°
Cable	1.5 MT

Sabi



- 64321 Matt Black **79,20€**

Material	Body Aluminium Diff PMMA + Transparent
Power	3W
Lumen Output	280lm
Light Source	SMD LED 2700K
Class	I
CRI	>80
Voltage (V/Hz)	100V-240V/50-60Hz
Beam angle	30°
Cable	1.2 MT

Stan



- 43754 Matt White **94,60€**
- 43755 Matt Black **94,60€**
- 43756 Satin Gold **117,50€**

Material	Body Aluminium
Light Source	1 GU10 max. 5W
Bulb incl.	No
Recom. Bulb	97685327
Class	I
Voltage (V/Hz)	100V-240V/50-60Hz
Cable	1.2 MT



Ceiling
304



Recessed
568



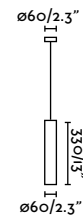

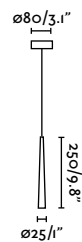

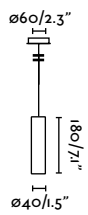
Spot
526



Track
588



Wall
494




Ora

indoor

Suspended



Cosmos



64224

● Bronze 142,10€

Material	Body Aluminium+Steel
	Diff Glass + Opal
Power	5W
Lumen Output	360lm
Light Source	SMD LED 3000K
Class	II
CRI	>80
Voltage (V/Hz)	220V-240V/50-60Hz
Beam angle	180°
Cable	1.4 MT


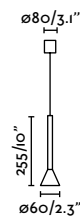

Danka



64223

●● Satin Gold + Matt Black 94,40€

Material	Body Steel+Aluminium
	Diff PMMA + Transparent
Power	6W
Lumen Output	530lm
Light Source	COB LED 3000K
Class	II
CRI	>80
Voltage (V/Hz)	100V-240V/50-60Hz
Beam angle	60°
Cable	1.5 MT



Danka

indoor

Suspended




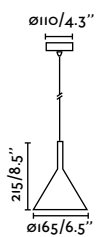
Danka Ref. 64223
Thanks to Puccio Collodoro Architetti | Photo by Puccio Collodoro Architetti

Pam 165



- 64159 ● Matt White **121,10€**
- 64160 ● Black **121,10€**

Material	Body Steel
	Diff PMMA + Opal
Power	11W
Lumen Output	900lm
Light Source	SMD LED 3000K
Class	II
CRI	>80
Voltage (V/Hz)	220V-240V/50-60Hz
Beam angle	120°
Cable	1.5 MT


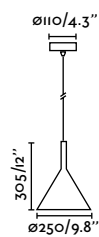


Pam 250



- 64162 ● ● Black + Matt Gold **215,40€**

Material	Body Steel
	Diff PMMA + Opal
Power	24W
Lumen Output	1875lm
Light Source	SMD LED 3000K
Class	II
CRI	>80
Voltage (V/Hz)	220V-240V/50-60Hz
Beam angle	120°
Cable	1.5 MT



indoor

Suspended

Pam



Pam 165 Ref. 64159
Thanks to Distura Design

Aina

IP44
incl.



64174 ● Matt White 298,20€

Material	Body Steel
	Diff PC + Opal
	Shade Textile
Power	40W
Lumen Output	3000lm
Light Source	SMD LED 2700K
Class	II
CRI	>80
Voltage (V/Hz)	220V-240V/50-60Hz
Cable	1.3 MT

Seven 400



68283 ● Matt White 136,60€

Material	Body Steel
	Diff Textile + White
	Shade Textile
Light Source	2 E27 max. 15W
Bulb incl.	No
Recom. Bulb	17463
Class	I
Voltage (V/Hz)	100V-240V/50-60Hz
Cable	0.9 MT

Seven 500

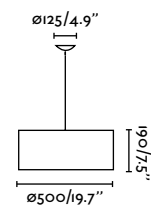
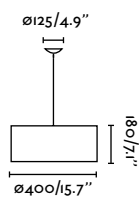

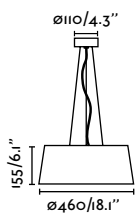


68284 ● White 187,20€

Material	Body Steel
	Diff Textile + White
	Shade Textile
Light Source	3 E27 max. 15W
Bulb incl.	No
Recom. Bulb	17463
Class	I
Voltage (V/Hz)	100V-240V/50-60Hz
Cable	0.9 MT



Ceiling
306



Aina

indoor

Suspended



Aina Ref. 64174

Installation solutions

Canopy recessed



Multiple light composition



Send your demand on customize@faro.es

Multiple light composition

3 lights

5 lights

7 lights

Kombo



68591-3L ●● 281,10€
68592-3L ●● 281,10€

68591-5L ●● 426,10€
68592-5L ●● 426,10€

68591-7L ●● 571,10€
68592-7L ●● 571,00€



68593-3L ●● 336,90€
68594-3L ●● 339,60€

68593-5L ●● 519,10€
68594-5L ●● 519,10€

68593-7L ●● 701,30€
68594-7L ●● 701,30€



68595-3L ●● 384,30€
68596-3L ●● 384,30€
68597-3L ●● 384,30€

68595-5L ●● 598,10€
68596-5L ●● 598,10€
68597-5L ●● 598,10€

68595-7L ●● 811,90€
68596-7L ●● 811,90€
68597-7L ●● 811,90€

Mambo



64314-47-3L ●● 461,70€

64314-47-5L ●● 727,10€

64314-47-7L ●● 992,50€



64314-48-3L ●● 536,70€

64314-48-5L ●● 852,10€

64314-48-7L ●● 1.167,50€



64314-49-3L ●● 646,20€

64314-49-5L ●● 1.034,60€

64314-49-7L ●● 1.423,00€

3 lights

5 lights

7 lights

Conga



64314-54-3L ● 560,70€
 64314-55-3L ● 560,70€
 64314-56-3L ● 560,70€

64314-54-5L ● 892,10€
 64314-55-5L ● 892,10€
 64314-56-5L ● 892,10€

64314-54-7L ● 1.223,50€
 64314-55-7L ● 1.223,50€
 64314-56-7L ● 1.223,50€

Samba



64314-44-3L ● 877,20€
 64314-45-3L ● 877,20€
 64314-46-3L ● 877,20€

64314-44-5L ● 1.419,60€
 64314-45-5L ● 1.419,60€
 64314-46-5L ● 1.419,60€

64314-44-7L ● 1.962,00€
 64314-45-7L ● 1.962,00€
 64314-46-7L ● 1.962,00€

Retro



20046-3L ● 295,60€
 20050-3L ● 285,30€

20046-5L ● 450,35€
 20050-5L ● 433,20€

20046-7L ● 605,05€
 20050-7L ● 580,90€

Plat



68145-3L ● 425,40€
 68146-3L ● 425,40€

68145-5L ● 666,30€
 68146-5L ● 666,30€

68145-7L ● 907,40€
 68146-7L ● 907,40€

3 lights

5 lights

7 lights

Art



64135-3L ● 225,00€
64137-3L ● 227,25€



64135-5L ● 333,85€
64137-5L ● 336,35€



64135-7L ● 442,70€
64137-7L ● 445,45€

Marlin



64133-3L ● 313,95€



64133-5L ● 480,85€



64133-7L ● 647,75€

Clara



64128-3L ● 513,15€



64128-5L ● 812,85€



64128-7L ● 1.112,55€

Claire



62802-3L ● 409,35€
62803-3L ● 409,35€



62802-5L ● 639,85€
62803-5L ● 639,85€



62802-7L ● 870,35€
62803-7L ● 870,35€

3 lights

5 lights

7 lights

Lang



62804-3L ● 482,25€
62805-3L ● 482,25€

62804-5L ● 761,35€
62805-5L ● 761,35€

62804-7L ● 1.040,45€
62805-7L ● 1.040,45€

Whizz



20160-3L ● 447,10€
20161-3L ● 497,85€

20160-5L ● 787,35€
20161-5L ● 787,35€

20160-7L ● 1.076,85€
20161-7L ● 1.076,85€

Tatawin S



20340-116-3L ● 513,60€
20340-117-3L ● 513,60€

20340-116-5L ● 813,60€
20340-117-5L ● 813,60€

20340-116-7L ● 1.113,60€
20340-117-7L ● 1.113,60€

Tatawin M



20340-119-3L ● 619,80€
20340-120-3L ● 619,80€

20340-119-5L ● 990,60€
20340-120-5L ● 990,60€

20340-119-7L ● 1.361,40€
20340-120-7L ● 1.361,40€

3 lights

5 lights

7 lights

Venice 160



64255-115-3L ●●● 576,00€
 64255-111-3L ●●● 576,90€
 64255-112-3L ●●● 576,00€
 64255-113-3L ●●● 576,00€
 64255-114-3L ●●● 669,00€

64255-115-5L ●●● 919,00€
 64255-111-5L ●●● 919,00€
 64255-112-5L ●●● 919,00€
 64255-113-5L ●●● 919,00€
 64255-114-5L ●●● 1.069,00€

64255-115-7L ●●● 1.261,00€
 64255-111-7L ●●● 1.261,00€
 64255-112-7L ●●● 919,00€
 64255-113-7L ●●● 1.261,00€
 64255-114-7L ●●● 1.471,00€

Venice 200

NEW



64255-124-3L ●●● 650,40€
 NEW
 64255-125-3L ●●● 675,00€
 NEW
 64255-126-3L ●●● 663,90€
 NEW
 64255-128-3L ●●● 694,80€
 NEW
 64255-127-3L ●●● 966,60€
 NEW

64255-124-5L ●●● 1.041,60€
 NEW
 64255-125-5L ●●● 1.082,60€
 NEW
 64255-126-5L ●●● 1.064,10€
 NEW
 64255-128-5L ●●● 1.115,60€
 NEW
 64255-127-5L ●●● 1.568,60€
 NEW

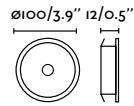
64255-124-7L ●●● 1.432,80€
 NEW
 64255-125-7L ●●● 1.490,20€
 NEW
 64255-126-7L ●●● 1.464,30€
 NEW
 64255-128-7L ●●● 1.536,40€
 NEW
 64255-127-7L ●●● 2.170,60€
 NEW

Canopy recessed

With frame



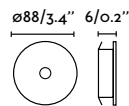
64231 ● 62,50€



Trimless



64232 ● 62,50€



Compatible in these situations

<p>✓ Electrical wire+Turnbuckle</p>	<p>✓ Canopy with lamp holder E14 E27</p>	<p>✗ Canopy with turnbuckle</p>	<p>✗ Canopy with driver</p>
-------------------------------------	--	---------------------------------	-----------------------------

Other solutions

Hook



68602 ● 11,20€



*Track connector for suspension

Track



64231 ● 62,50€
64231 ● 62,50€

*Accessories compatible with all pendants with bulb and without turnbuckle.

Conga



68604-54 ● 169,30€



68604-55 ● 169,30€



68604-56 ● 169,30€

Samba



68604-44 ● 274,80€



68604-45 ● 274,80€



68604-46 ● 274,80€

Kombo



68604-62 ● 76,10€
68604-63 ● 76,10€



68604-64 ● 94,70€
68604-65 ● 94,70€



68604-66 ● 110,50€
68604-67 ● 110,50€
68604-68 ● 110,50€

Mambo



68604-47 ● 136,30€



68604-48 ● 161,30€



68604-49 ● 197,80€



CEILING

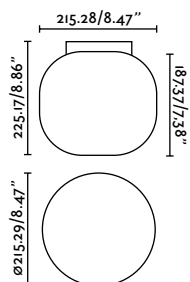
Amelia
Héctor Serrano

IP44



- 68610 Matt White 116,20€
68611 Matt Black 116,20€

Material	Body Steel
	Diff Glass + Opal White
Light Source	1 E27 max. 15W
Bulb incl.	No
Recom. Bulb	17463
Class	II
Voltage (V/Hz)	100V-240V/50-60Hz



Amelia NEW

Designed by Héctor Serrano

A calm lamp that blends into the space and at the same time delicately enriches it.



Tender
Nahtrang



- 20094 Matt Black + Oak **286,90€**
- 20095 Matt White + Oak **286,90€**


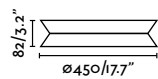

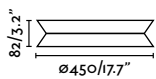
Material	Body Steel+Wood
	Diff PC + Opal
Power	24W
Lumen Output	1369lm
Light Source	SMD LED 3000K
Class	II
CRI	>80
Voltage (V/Hz)	220V-240V/50-60Hz

Tender
Nahtrang



- 20092 NEW Light Grey **208,60€**
- 20093 NEW Matt Black **210,90€**

Material	Body Steel
	Diff PC + Opal
Power	24W
Lumen Output	1369lm
Light Source	SMD LED 2700K
Class	II
CRI	>80
Voltage (V/Hz)	220V-240V/50-60Hz



Tender

Designed by Nahtrang



Tender Ref. 20095

Elegant, sober and timeless to light up your home.



Tender Ref. 20092

This ceiling lamp allows warm, comfortable atmospheres to be created.


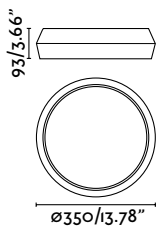
Shoku 350
Ernest Perera Studio

incl. DIM TRIAC L



- 64277 White + White **242,00€**
- 64278 White + Black **250,80€**
- 64279 Black + Black **242,00€**
- 64280 Light Grey + White **250,80€**

Material	Body Aluminium Diff PMMA + Opal White
Power	24W
Lumen Output	1213,4lm
Light Source	SMD LED 2700K
Class	II
CRI	>90
Voltage (V/Hz)	220V-240V/50-60Hz




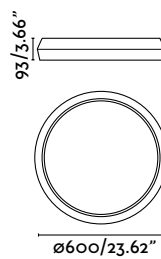
Shoku 600
Ernest Perera Studio

incl. DIM TRIAC L



- 64281 White + White **461,35€**
- 64282 Black + Black **461,35€**

Material	Body Aluminium Diff PMMA + Opal White
Power	40W
Lumen Output	2441.5lm
Light Source	SMD LED 2700K
Class	II
CRI	>90
Voltage (V/Hz)	220V-240V/50-60Hz



Shoku

Designed by Ernest Perera Studio



Shoku 350 Ref. 64280



Shoku 600 Ref. 64282

Side 200
Àlex & Manel Llusçà



- 62132 Matt White **48,40€**
- 62133 Matt White + Satin Nickel **61,60€**
- 62134 Matt Black + Satin Gold **61,60€**
- 62135 Matt Black + Satin Copper **61,60€**

Material	Body Steel
	Diff Glass + Opal
Light Source	1 G9 max. 6W
Bulb incl.	No
Recom. Bulb	17443
Class	I
Voltage (V/Hz)	100V-240V/50-60Hz

Side 390
Àlex & Manel Llusçà



- 62140 Matt White **154,80€**
- 62141 Matt White + Satin Nickel **166,60€**
- 62142 Matt Black + Satin Gold **175,80€**
- 62143 Matt Black + Satin Copper **175,80€**

Material	Body Steel
	Diff Glass + Opal
Power	15W
Lumen Output	1200lm
Light Source	SMD LED 3000K
Class	I
CRI	>80
Voltage (V/Hz)	220V-240V/50-60Hz

Side 450
Àlex & Manel Llusçà


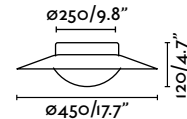

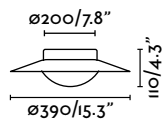
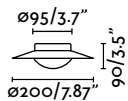


- 62144 Matt White **191,70€**
- 62145 Matt White + Satin Nickel **208,40€**
- 62146 Matt Black + Satin Gold **225,10€**
- 62147 Matt Black + Satin Copper **225,10€**

Material	Body Steel
	Diff Glass + Opal
Power	20W
Lumen Output	1700lm
Light Source	SMD LED 3000K
Class	I
CRI	>80
Voltage (V/Hz)	220V-240V/50-60Hz



Suspended
222



indoor

Ceiling

Side

Designed by Àlex & Manel Llusçà



Side 200 Ref. 62133
Thanks to Margarita Pavelka



Side 450 Ref. 62146

Dolme
Xjer Studio

incl.


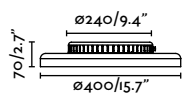


- 64096 Matt Black **198,10€**
- 64097 Matt White **209,00€**

Material	Body Steel
	Diff PMMA + Opal
Power	24W
Lumen Output	1900lm
Light Source	SMD LED 3000K
Class	I
CRI	>80
Voltage (V/Hz)	220V-240V/50-60Hz



Suspended
216



Dolme

Designed by Xjer Studio



Cocotte 430
Jordi Llopis



- 64250 ● Shiny White **207,00€**
- 64251 ● Shiny Black **207,00€**

Material	Body Aluminium Diff PMMA + Opal
Power	30W
Lumen Output	1300lm
Light Source	SMD LED 3000K
Class	I
CRI	>80
Voltage (V/Hz)	220V-240V/50-60Hz

Cocotte 550
Jordi Llopis


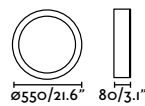

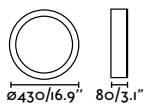


- 64183 ● Shiny Black **280,40€**

Material	Body Aluminium Diff PMMA + Opal
Power	38W
Lumen Output	1700lm
Light Source	SMD LED 3000K
Class	I
CRI	>80
Voltage (V/Hz)	100V-240V/50-60Hz



Suspended
216



indoor

Ceiling

Cocotte

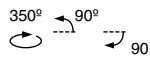
Designed by Jordi Llopis



Cocotte 430 Ref. 64250

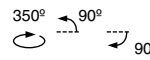


Link
Estudi Ribaudí



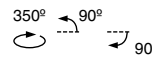
- 29877 Matt White **72,00€**
- 29878 Matt Black **72,00€**

Orleans
Nahtrang



- 43529 Matt White **48,20€**
- 43531 Chrome + Matt Black **50,50€**

Orleans 2L
Nahtrang



- 43534 Chrome + Matt Black **86,20€**

Material	Body Steel
Light Source	1 GU10 max. 8W
Bulb incl.	No
Recom. Bulb	97685327
Class	I
Voltage (V/Hz)	100V-240V/50-60Hz

Material	Body Steel
Light Source	1 GU10 max. 8W
Bulb incl.	No
Recom. Bulb	97685327
Class	I
Voltage (V/Hz)	100V-240V/50-60Hz

Material	Body Steel
Light Source	2 GU10 max. 8W
Bulb incl.	No
Recom. Bulb	97685327
Class	I
Voltage (V/Hz)	100V-240V/50-60Hz



Spot
538



Track
586



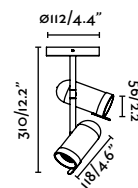
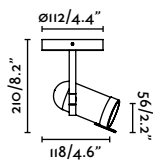
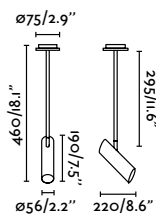
Table&Floor
120



Wall
538



Spot
536



indoor

Ceiling

Link

Designed by Estudi Ribaudí



Link Ref. 29877

Tecto



- 63270 ● Matt White 33,50€
 63271 ● Matt Black 33,50€

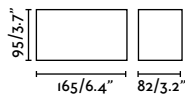
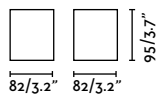
Material	Body Aluminium
Light Source	1 GU10 max. 8W
Bulb incl.	No
Recom. Bulb	17316 (white) 17324 (black)
Class	I
Voltage (V/Hz)	100V-240V/50-60Hz

Tecto 2L



- 63272 ● Matt White 60,00€
 63273 ● Matt Black 60,00€

Material	Body Aluminium
Light Source	2 GU10 max. 8W
Bulb incl.	No
Recom. Bulb	17316 (white) 17324 (black)
Class	I
Voltage (V/Hz)	100V-240V/50-60Hz



Tecto

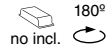
indoor

Ceiling



Tecto Ref. 63271
Thanks to SINCRO | Photo by Irene Diaz

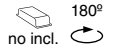
Tecto AR111



- 63274 Matt White 67,70€
- 63275 Matt Black 67,70€

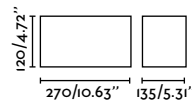
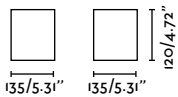
Material	Body Aluminium
Light Source	1 G53 AR111 max. 15W
Bulb incl.	No
Recom. Bulb	97411
Class	III
Voltage (V/Hz)	100V-240V/50-60Hz

Tecto 2L AR111



- 63276 Matt White 133,90€
- 63277 Matt Black 133,90€

Material	Body Aluminium
Light Source	2 G53 AR111 max. 30W
Bulb incl.	No
Recom. Bulb	97411
Class	III
Voltage (V/Hz)	100V-240V/50-60Hz





Sven R



63268

● Matt White 35,60€

Material	Body Plaster
Light Source	1 GU10 max. 8W
Bulb incl.	No
Recom. Bulb	97685327
Class	I
Voltage (V/Hz)	100V-240V/50-60Hz

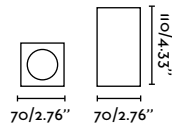
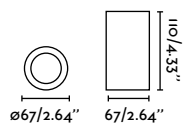
Sven SQ



63269

● Matt White 35,60€

Material	Body Plaster
Light Source	1 GU10 max. 8W
Bulb incl.	No
Recom. Bulb	97685327
Class	I
Voltage (V/Hz)	100V-240V/50-60Hz



Sven

indoor

Ceiling



Rel 75



- 64198 Matt White 126,70€
- 64199 Matt Black 126,70€


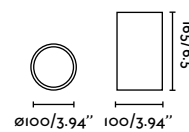

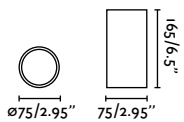
Material	Body Aluminium
	Diff Glass + Transparent
Power	15W
Lumen Output	1340lm
Light Source	COB LED 2700K
Class	II
CRI	>80
Voltage (V/Hz)	220V-240V/50-60Hz
Beam angle	60°

Rel 100



- 64200 Matt White 199,40€
- 64201 Matt Black 199,40€

Material	Body Aluminium
	Diff Glass + Transparent
Power	25W
Lumen Output	2230lm
Light Source	COB LED 2700K
Class	II
CRI	>80
Voltage (V/Hz)	220V-240V/50-60Hz
Beam angle	60°



Rel

indoor

Ceiling



Haru



- 64206 Matt White 57,60€
- 64207 Matt Black 57,60€


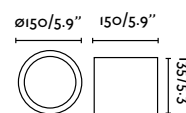

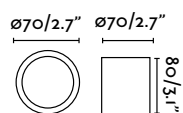
Material	Body Aluminium
	Diff PMMA + Opal
Power	6W
Lumen Output	350lm
Light Source	SMD LED 3000K
Class	II
CRI	>80
Voltage (V/Hz)	220V-240V/50-60Hz
Beam angle	120°

Natsu



- 64204 Matt White 156,70€
- 64205 Matt Black 156,70€

Material	Body Aluminium
	Diff PMMA + Opal
Power	30W
Lumen Output	1500lm
Light Source	SMD LED 3000K
Class	II
CRI	>80
Voltage (V/Hz)	220V-240V/50-60Hz
Beam angle	120°



Haru

indoor

Ceiling



Janet



65137 ● White 50,90€

Material	Body Steel
Light Source	1 E27 max. 15W
Bulb incl.	No
Recom. Bulb	17462
Class	I
Voltage (V/Hz)	100V-240V/50-60Hz

Stan



43746 ● Matt White 41,40€
 43747 ● Matt Black 41,40€
 43758 ● Satin Gold 49,50€
 43764 NEW ● Terracotta 42,50€

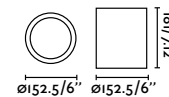
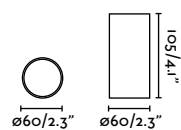
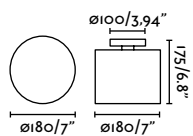
Material	Body Aluminium
Light Source	1 GU10 max. 5W
Bulb incl.	No
Recom. Bulb	97685327
Class	II
Voltage (V/Hz)	100V-240V/50-60Hz

Pote



63124 ● Matt White 64,10€
 63125 ● Matt Black 64,10€

Material	Body Aluminium
Light Source	1 E27 max. 15W
Bulb incl.	No
Recom. Bulb	17463
Class	I
Voltage (V/Hz)	100V-240V/50-60Hz



Stan



Seven 400



68298

●● Matt White + White 142,10€

Material	Body Steel
	Diff Textile + White
	Shade Textile
Light Source	2 E27 max. 15W
Bulb incl.	No
Recom. Bulb	17463
Class	I
Voltage (V/Hz)	100V-240V/50-60Hz

Seven 500



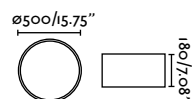
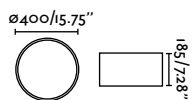
68317

●● Matt White + White 184,10€

Material	Body Steel
	Diff Textile + White
	Shade Textile
Light Source	3 E27 max. 15W
Bulb incl.	No
Recom. Bulb	17463
Class	I
Voltage (V/Hz)	100V-240V/50-60Hz



Suspended
268



Seven

indoor

Ceiling



Iris 225



63393

● Satin Nickel **66,50€**

Material	Body PS
	Diff PS + Opal
Power	13W
Lumen Output	1500lm
Light Source	SMD LED 3000K
Class	II
CRI	>80
Voltage (V/Hz)	100V-240V/50-60Hz

Iris 295



63394

● Satin Nickel **94,00€**

Material	Body Aluminium
	Diff PS + Opal
Power	20W
Lumen Output	1600lm
Light Source	SMD LED 3000K
Class	II
CRI	>80
Voltage (V/Hz)	100V-240V/50-60Hz

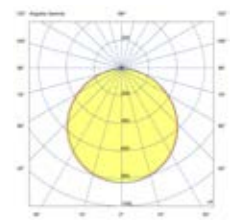
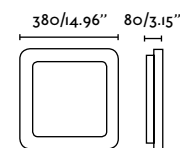

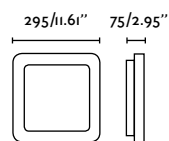

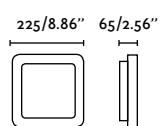
Iris 380



63395

● Satin Nickel **145,50€**

Material	Body Aluminium
	Diff PS + Opal
Power	30W
Lumen Output	2900lm
Light Source	SMD LED 3000K
Class	II
CRI	>80
Voltage (V/Hz)	100V-240V/50-60Hz



Iris

indoor

Ceiling



Mega
Jordi Llopis

incl. DIM TRIAC C



63410 ● Matt White 399,50€

Material	Body Aluminium Diff PMMA + Opal
Power	52W
Lumen Output	3600lm
Light Source	SMD LED 2700K
Class	I
CRI	>80
Voltage (V/Hz)	220V-240V/50-60Hz


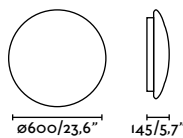

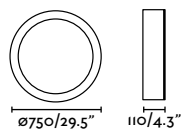
Bic

incl. DIM TRIAC C



63408 ● Matt White 299,50€

Material	Body Aluminium Diff PMMA + Opal
Power	60W
Lumen Output	4000lm
Light Source	SMD LED 3000K
Class	I
CRI	>80
Voltage (V/Hz)	220V-240V/50-60Hz



Bic

indoor

Ceiling



Ami



- 63397 Matt White **86,90€**
- 63398 Satin Nickel **86,90€**

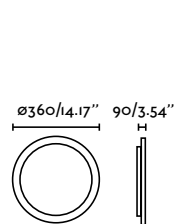
Material	Body Aluminium Diff PC + Opal
Power	15W
Lumen Output	1200lm
Light Source	SMD LED 2700K
Class	I
CRI	>80
Voltage (V/Hz)	220V-240V/50-60Hz

Foro



- 63404 Matt White **151,90€**

Material	Body Aluminium Diff PMMA + Opal
Power	24W
Lumen Output	2000lm
Light Source	SMD LED 3000K
Class	II
CRI	>80
Voltage (V/Hz)	220V-240V/50-60Hz

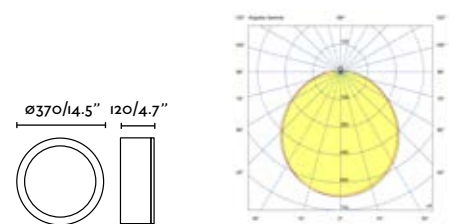


Kao



- 63399 Chrome **185,60€**

Material	Body Aluminium Diff PMMA + Opal
Power	35W
Lumen Output	2800lm
Light Source	SMD LED 3000K
Class	II
CRI	>80
Voltage (V/Hz)	100V-240V/50-60Hz



Ami

indoor

Ceiling




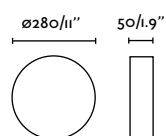
Zon

IP54 incl. DIM TRIAC C



63291 ● Matt White 80,70€

Material	Body Steel
	Diff PMMA + Opal
Power	18W
Lumen Output	2000lm
Light Source	SMD LED 3000K
Class	II
CRI	85
Voltage (V/Hz)	220V-240V/50Hz



Vuk

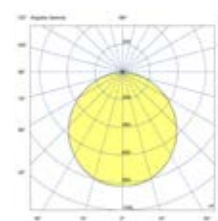
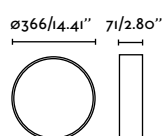
IP44 incl.



64188 ● Matt White 197,60€

64188N ● Matt Black 197,60€

Material	Body Steel
	Diff PMMA + Opal
Power	40W
Lumen Output	3000lm
Light Source	SMD LED 2700K
Class	II
CRI	>80
Voltage (V/Hz)	220V-240V/50-60Hz



Vuk

indoor

Ceiling



Logos 270

IP44



- 62965 ● Matt White 62,20€
- 62980 ● Satin Nickel 65,70€

Material	Body Aluminium
	Diff PC + Opal
Light Source	1 E27 max. 15W
Bulb incl.	No
Recom. Bulb	17437
Class	II
Voltage (V/Hz)	100V-240V/50-60Hz

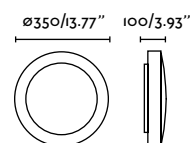
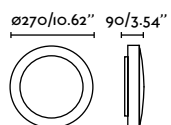
Logos 350 2L

IP44



- 62966 ● Matt White 87,10€
- 62981 ● Satin Nickel 88,40€

Material	Body Aluminium
	Diff PC + Opal
Light Source	2 E27 max. 15W
Bulb incl.	No
Recom. Bulb	17437
Class	II
Voltage (V/Hz)	100V-240V/50-60Hz



Logos

indoor

Ceiling



Tola 270

IP44



- 62968 ● Matt White 74,00€
- 62983 ● Satin Nickel 73,40€

Material	Body Aluminium
	Diff PC + Opal
Light Source	1 E27 max. 15W
Bulb incl.	No
Recom. Bulb	17437
Class	II
Voltage (V/Hz)	100V-240V/50-60Hz

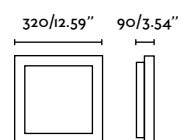
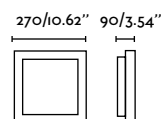
Tola 320

IP44



- 62969 ● Matt White 90,90€

Material	Body Aluminium
	Diff PC + Opal
Light Source	2 E27 max. 15W
Bulb incl.	No
Recom. Bulb	17437
Class	II
Voltage (V/Hz)	100V-240V/50-60Hz



Tola

indoor

Ceiling



Brume
Àlex & Manel Llusçà

IP44  incl.



40077 ● Anthracite 163,00€


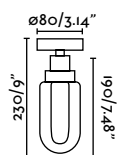
Material	Body Steel
	Diff Glass + Opal
Power	3W
Lumen Output	200lm
Light Source	SMD LED 2700K
Class	II
CRI	>80
Voltage (V/Hz)	100V-240V/50-60Hz



Suspended
248



Wall
512



indoor

Ceiling

Brume

Designed by Àlex & Manel Llusca



Brume Ref. 40077

321



INDOOR

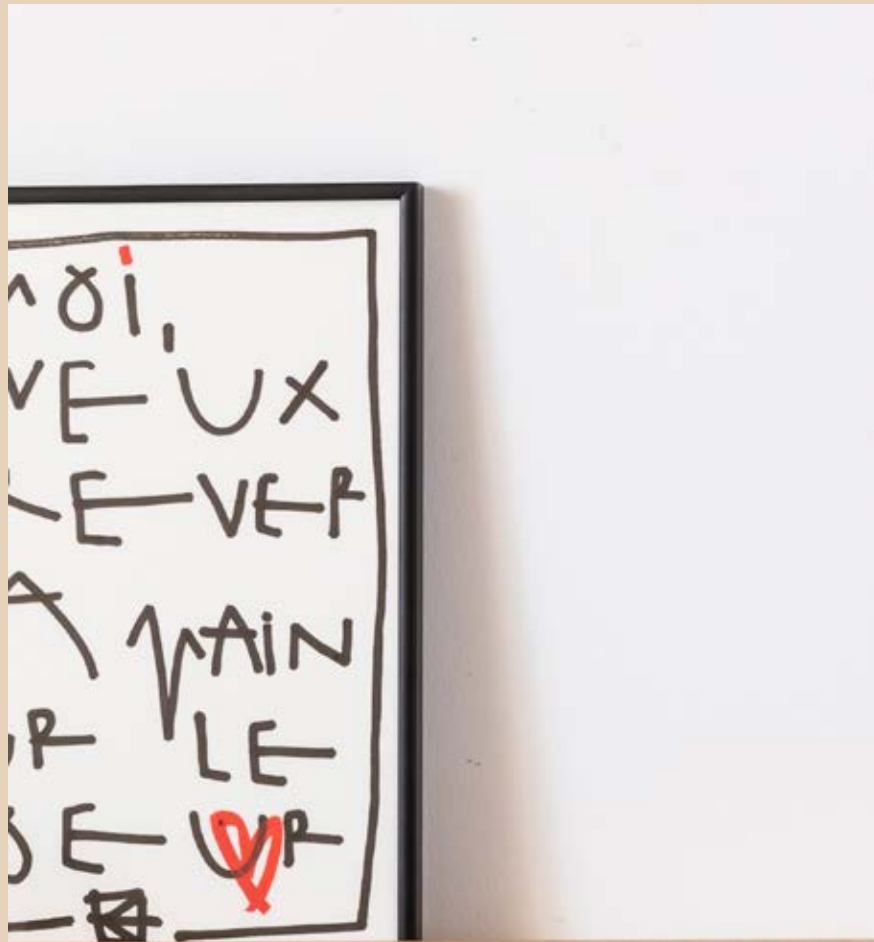
LIGHTING

SURFACE

Studio NEW

Designed by Nahtrang

Studio recovers lines of the 1950s and reinterprets them to fit into a modern context.








The main feature of its design that makes it unique is the way the cable is attached to the structure.



Studio
Nahtrng

350°  

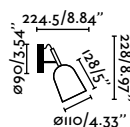


- 28257  Matt Black + Black **94,50€**
- 28258  Matt Black + White **94,50€**
- 28259  Matt Black + Green **94,50€**
- 28274  Matt Black + Blue **94,50€**
- 28275  Matt Black + Pink **94,50€**

Material	Body Steel
	Shade Steel
Light Source	1 E14 max. 8W
Bulb incl.	No
Recom. Bulb	17461
Class	II
Voltage (V/Hz)	100V-240V/50-60Hz



Suspended Table&Floor
170 60



indoor

Surface



Studio Ref. 28274

327

Dominica



Designed by Faro Lab

Its design of simple and friendly geometric shapes contrasts with its sober and industrial style.

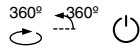


Its shade is adjustable on the horizontal plane.





Dominica
Faro Lab



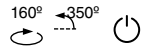
20031-122 Matt Black + Beige 121,50€
20031-123 Matt Black + Matt Black 121,50€

Dominica reader
Faro Lab



20032-122 Matt Black + Beige 169,50€
20032-123 Matt Black + Matt Black 169,50€

Dominica XL
Faro Lab

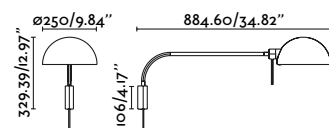
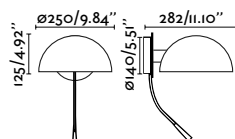
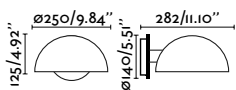


20040-122 Matt Black + Beige 228,20€
20040-123 Matt Black + Matt Black 228,20€

Material	Body Steel
	Shade Steel
Light Source	1 E27 max. 15W
Bulb incl.	No
Recom. Bulb	17463
Class	II
Voltage (V/Hz)	100V-240V/50-60Hz

Material	Body Steel
	Shade Steel
Light Source	1 E27 max. 15W
Bulb incl.	No
Recom. Bulb	17463
Reader	1W, 3000K, 100lm
Driver incl.	Yes
Class	II
Voltage (V/Hz)	100V-240V/50-60Hz

Material	Body Steel
	Shade Steel
Light Source	1 E27 max. 15W
Bulb incl.	No
Recom. Bulb	17463
Class	II
Voltage (V/Hz)	100V-240V/50-60Hz
Cable	2.5 MT



Table&Floor
64

indoor

Surface





Tatawin

Designed by Adolfo Abejón

Inspired by
the houses
of Tataouine,
Tunisia.



Tatawin Ref. 20335-116



Its blown glass shade provides
nostalgia and warmth.

Tatawin
Adolfo Abejón



- 20335-116 ●● Satin Black + Opal 171,20€
- 20335-117 ●● Satin Black + Shiny Black 171,20€

Material	Body Aluminium
	Shade Glass
Light Source	1 E27 G45 max. 15W
Bulb incl.	No
Recom. Bulb	17462
Class	II
Voltage (V/Hz)	100V-240V/50-60Hz

Tatawin arm wall
Adolfo Abejón

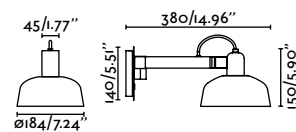
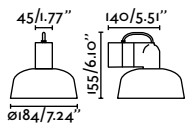


- 20342-116 NEW ●● Satin Black + Opal 248,90€
- 20342-117 NEW ●● Satin Black + Shiny Black 248,90€

Material	Body Steel
	Shade Glass
Light Source	1 E27 G45 max. 15W
Bulb incl.	No
Recom. Bulb	17462
Class	II
Voltage (V/Hz)	100V-240V/50-60Hz



Suspended Table&Floor
180 68



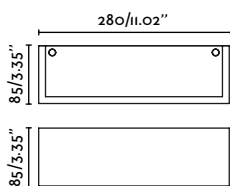


Milo 280
Faro Lab



63420 ● White 58,50€

Material	Body Plaster
	Diff PC + Opal
Light Source	1 E14 max. 7W
Bulb incl.	No
Recom. Bulb	17460
Class	II
Voltage (V/Hz)	100V-240V/50-60Hz

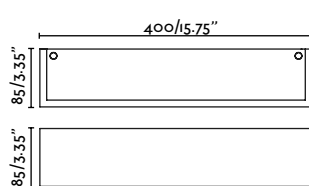


Milo 400
Faro Lab



63421 ● White 69,90€

Material	Body Plaster
	Diff PC + Opal
Light Source	2 E14 max. 7W
Bulb incl.	No
Recom. Bulb	17460
Class	II
Voltage (V/Hz)	100V-240V/50-60Hz

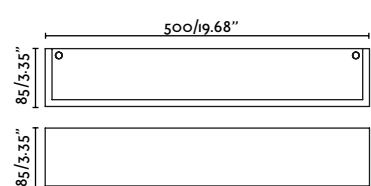


Milo 500
Faro Lab



63422 ● White 95,30€

Material	Body Plaster
	Diff PC + Opal
Light Source	2 E14 max. 7W
Bulb incl.	No
Recom. Bulb	17460
Class	II
Voltage (V/Hz)	100V-240V/50-60Hz



indoor

Surface

Milo

NEW

Designed by Faro Lab

Architectural
character to integrate
in minimalist and
elegant spaces.



Ligiera

350° 90°



20077

●● Matt Black + Matt Black 89,50€

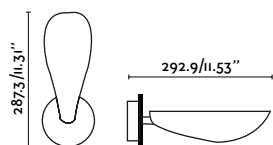
Material	Body Steel
	Shade Steel
Light Source	1 G9 max. 6W
Bulb incl.	No
Recom. Bulb	17466
Class	II
Voltage (V/Hz)	100V-240V/50-60Hz



Suspended Table&Floor

190

82



Liggera NEW

indoor

Surface



Its soft and natural forms are inspired by ancient Japanese minimalism.



Liggera Ref. 20077

Luang

Designed by Faro Lab

Inspired by the Southeast Asia culture and its way of creating objects from paper art.




It is a design of proximity manufacturing: its structure is produced in Spain and its screen in Bulgaria.





Luang

Faro Lab

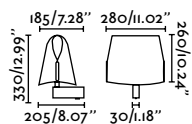


- 23004-57 ●● Black + Beige 165,10€
23004-58 ●● Black + Camel 165,10€

Material	Body Steel
	Shade Parchment
Light Source	1 E27 max. 15W
Bulb incl.	No
Recom. Bulb	17462
Class	I
Voltage (V/Hz)	100V-240V




Table&Floor
78



indoor

Surface



Nila



20052 ●● Matt Black + Off White 72,60€

Material	Body Steel
	Shade Textile
Light Source	1 E27 max. 15W
Bulb incl.	No
Recom. Bulb	17463
Class	I
Voltage (V/Hz)	100V-240V/50-60Hz

Nila reader

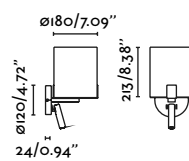
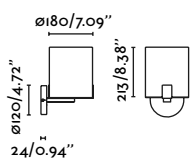


20053 ●● Matt Black + Off White 117,80€

Material	Body Steel
	Shade Textile
Light Source	1 E27 max. 15W
Bulb incl.	No
Recom. Bulb	17463
Reader	3W, 3000K, 280lm
Driver incl.	Yes
Class	I
Voltage (V/Hz)	100V-240V/50-60Hz



Table&Floor
142



Nila


NEW

indoor

Surface



Nila Ref. 20052



Confetti

Designed by Nutcreatives

Locally produced,
made from recycled
plastic from bottle caps.



Less is more!
Made from recycled plastic
shavings



Confetti 300 H70
Nutcreatives



62173-50 ● 🌀 Matt Black + White & Black 142,05€

Material	Body Aluminium
	Shade Recycled PET
Light Source	1 E27 max. 15W
Bulb incl.	No
Recom. Bulb	17463
Class	II
Voltage (V/Hz)	100V-240V/50-60Hz

Confetti 300 H140
Nutcreatives

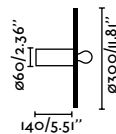
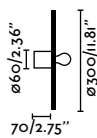


62174-50 ● 🌀 Matt Black + White & Black 145,25€

Material	Body Aluminium
	Shade Recycled PET
Light Source	1 E27 max. 15W
Bulb incl.	No
Recom. Bulb	17463
Class	II
Voltage (V/Hz)	100V-240V/50-60Hz



Suspended
192



Confetti 450 H70

Nutcreatives



62173-51  Matt Black + White & Black 154,40€

Material	Body Aluminium
	Shade Recycled PET
Light Source	1 E27 max. 15W
Bulb incl.	No
Recom. Bulb	17464
Class	II
Voltage (V/Hz)	100V-240V/50-60Hz

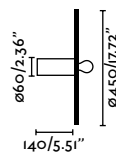
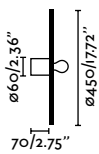
Confetti 450 H140

Nutcreatives



62174-51  Matt Black + White & Black 157,60€

Material	Body Aluminium
	Shade Recycled PET
Light Source	1 E27 max. 15W
Bulb incl.	No
Recom. Bulb	17464
Class	II
Voltage (V/Hz)	100V-240V/50-60Hz





Inviting

Designed by Bohman And Folenius

Ergonomic
and human
centred design.



Inviting Ref. 57301



Colour temperature and
intensity can be easily adjusted.



reddot award 2019
winner



GERMAN
DESIGN
AWARD
SPECIAL
2019

Inviting
Bohman And Folenius



- 57318 ● Matt White 396,00€
- 57319 ● Matt Black 396,00€
- 57320 ● Yellow 396,00€

Material	Body Aluminium
	Diff PMMA + Transparent
Power	6W
Lumen Output	410lm
Light Source	SMD LED
Dimmable K	2700 - 4800K
Class	II
CRI	>80
Voltage (V/Hz)	100V-240V/50-60Hz
Cable	1.9 MT


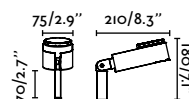

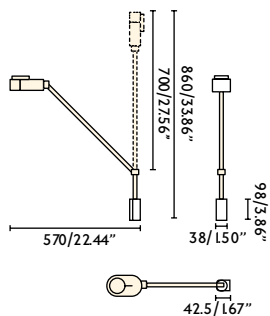
Inviting
Bohman And Folenius



- 57302 ● Yellow 289,90€
- 57300 ● Matt White 289,90€
- 57301 ● Matt Black 289,90€

Material	Body Aluminium
	Diff PMMA + Transparent
Power	6W
Lumen Output	410lm
Light Source	SMD LED
Dimmable K	2700 - 4800K
Class	II
CRI	>80
Voltage (V/Hz)	100V-240V/50-60Hz
Cable	1.9 MT

Table&Floor
88



indoor

Surface



Venice

Designed by Adolfo Abejón



Venice Ref. 64271



Following a traditional and manual process, the shade is produced by casting the ceramic.

Designed and produced locally and handcrafted in Barcelona.



Venice
Adolfo Abejón

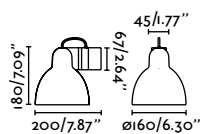


- 64270 ●● Shiny Black + White **186,50€**
- 64271 ●● Shiny Black + Shiny Black **186,50€**
- 64272 ●● Shiny Black + Pink **186,50€**
- 64273 ●||| Shiny Black + Black & White Gloss **216,50€**
- 64274 ●● Shiny Black + Blue **186,50€**

Material	Body Aluminium
	Shade Ceramic
Light Source	1 E27 max. 15W
Bulb incl.	No
Recom. Bulb	17463
Class	II
Voltage (V/Hz)	100V-240V/50-60Hz



Suspended Table&Floor
186 72





Maya

Designed by Faro Lab

Pure geometry
and color.



reddot winner 2023



The light intensity is adjustable and can be adapted to different lighting needs without using indiscriminately the maximum power.






Maya
Faro Lab


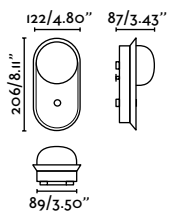


- 40102 Matt Black + Shiny Black **135,20€**
- 40103 Matt White + Beige **135,20€**
- 40104 Matt Black + Terracotta **135,20€**

Material	Body Aluminium+Steel Diff Glass + Opal
Power	8W
Lumen Output	580lm
Light Source	SMD LED 2700K
Class	II
CRI	>90
Voltage (V/Hz)	220V-240V/50-60Hz
Cable	1.5 MT



2 Installation Modes





Maya Ref. 40102



Maya Ref. 40104



Costas

Designed by Àlex & Manel Llusca

It brings a
Mediterranean
touch to the space
where you place it.



It is handmade, which reduces
the impact on the planet.

Costas 400 H70
Àlex & Manel Llusçà



62173-78 ●● Matt Black + Rattan **83,00€**

Material	Body Aluminium
	Shade Rattan
Light Source	1 E27 max. 15W
Bulb incl.	No
Recom. Bulb	17071E
Class	II
Voltage (V/Hz)	100V-240V/50-60Hz

Costas 400 H140
Àlex & Manel Llusçà

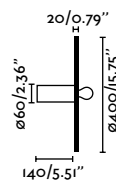
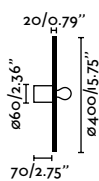


62174-78 ●● Matt Black + Rattan **86,20€**

Material	Body Aluminium
	Shade Rattan
Light Source	1 E27 max. 15W
Bulb incl.	No
Recom. Bulb	17071E
Class	II
Voltage (V/Hz)	100V-240V/50-60Hz



Suspended
224



Costas 600 H70
Àlex & Manel Llusçà



62173-69

●● Matt Black + Rattan 113,90€

Costas 600 H140
Àlex & Manel Llusçà

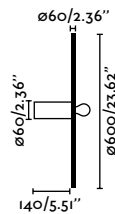
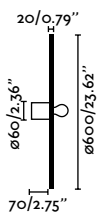


62174-69

●● Matt Black + Rattan 116,40€

Material	Body Aluminium
	Shade Rattan
Light Source	1 E27 max. 15W
Bulb incl.	No
Recom. Bulb	17072E
Class	II
Voltage (V/Hz)	100V-240V/50-60Hz

Material	Body Aluminium
	Shade Rattan
Light Source	1 E27 max. 15W
Bulb incl.	No
Recom. Bulb	17072E
Class	II
Voltage (V/Hz)	100V-240V/50-60Hz




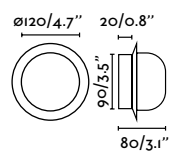
May
Faro Lab

IP44  incl.



- 40095 White 93,60€
- 40096 Black 93,60€
- 40097 Blue 93,60€
- 40098 Coral 93,60€
- 40099 Green 93,60€

Material	Body Steel
	Diff Glass + Opal White
Power	4W
Lumen Output	300lm
Light Source	COB LED 2700K
Class	II
Voltage (V/Hz)	100V-240V/50-60Hz



indoor

Surface

May

Designed by Faro Lab



May Ref. 40095





Thanks to Ekaterina Tkachenko and Alisa Sivyakova | AE design

367

Moy
Nahtrng

IP44 incl.



- 40090  Satin Gold 95,40€
- 40091  Chrome 95,40€
- 40092  Bronze 95,40€
- 40093  Matt Black 92,70€

Material	Body Steel
	Diff Glass + Opal
Power	4W
Lumen Output	300lm
Light Source	SMD LED 3000K
Class	II
CRI	>80
Voltage (V/Hz)	100V-240V/50-60Hz

Joy
Nahtrng

incl.



- 64027  Matt Black 94,30€
- 64028  Matt White 94,30€

Material	Body Aluminium
	Diff Glass + Opal
Power	3W
Lumen Output	280lm
Light Source	SMD LED 3000K
Class	I
CRI	>80
Voltage (V/Hz)	100V-240V/50-60Hz


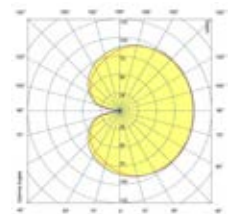
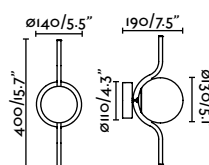

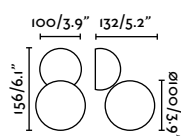

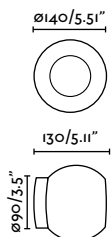
Levita
Nahtrng

incl.



- 29690  Shiny Gold 312,60€
- 29695  Matt Black 273,50€

Material	Body Steel
	Diff Glass + Opal
Power	7W
Lumen Output	570lm
Light Source	SMD LED 2700K
Class	I
CRI	>80
Voltage (V/Hz)	100V-240V/50-60Hz



Moy, Joy & Levita

Designed by Nahtrang



Joy Ref. 64027



Moy Ref. 40093




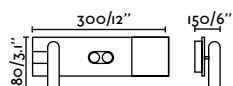
Levita Ref. 29690

Magos
Faro Lab



- 20330 ● Black 239,20€
- 20331 ● Maple 254,20€
- 20332 ● Walnut 254,20€

Material	Body Aluminium+ABS
	Diff PC + Opal
Power	14W
Lumen Output	600lm
Light Source	SMD LED 2700K
Reader	3W, 2700K, 160lm
Class	II
CRI	>80
Voltage (V/Hz)	100V-240V/50-60Hz



indoor

Surface

Magos

Designed by Faro Lab

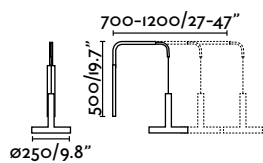


Whizz extensible
Christoph F.W.



- 20167 Matt Black + Satin Gold **248,80€**
- 20168 Matt Black + Satin Gold **248,80€**

Material	Body Steel
	Shade Steel
Light Source	1 E27 max. 15W
Bulb incl.	No
Recom. Bulb	17496
Class	II
Voltage (V/Hz)	100V-240V/50-60Hz
Cable	2 MT

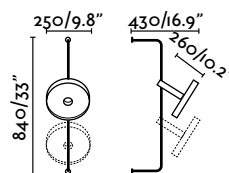


Whizz
Christoph F.W.



- 20165-95 Matt Black + Satin Gold **193,60€**
- 20165-96 Satin Gold + Matt Black **193,60€**

Material	Body Steel
	Shade Steel
Light Source	1 E27 max. 15W
Bulb incl.	No
Recom. Bulb	17496
Class	II
Voltage (V/Hz)	100V-240V/50-60Hz
Cable	3.4 MT



Whizz

Designed by Christoph F.W.



Whizz extensible Ref. 20167
Thanks to Jaione Elizalde Estudio



Whizz Ref. 20165-95



Han
Goula / Figuera



01001 ● Matt Black 196,00€


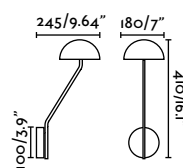

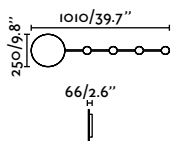
Material	Body Steel
	Diff PMMA + Opal
Power	7W
Lumen Output	500lm
Light Source	SMD LED 2700K
Class	I
CRI	>80
Voltage (V/Hz)	220V-240V/50-60Hz

Pure
Nahtrang



24528 ● Matt Black 135,10€

Material	Body Steel
	Diff PMMA + Transparent
Power	6W
Lumen Output	154lm
Light Source	SMD LED 3000K
Class	I
CRI	>80
Voltage (V/Hz)	220V-240V/50-60Hz



Han & Pure

indoor

Surface



Pure Ref. 24528
Thanks to Estudio Ana Martí



Han Ref. 01001

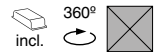
Guadalupe
Faro Lab



- 20031-80 ● ● Black + Beige 121,50€
- 20031-81 ● ● Black + Green 121,50€

Material	Body Steel
	Shade Steel
Light Source	1 E27 max. 15W
Bulb incl.	No
Recom. Bulb	17463
Class	II
Voltage (V/Hz)	100V-240V/50-60Hz

Guadalupe reader
Faro Lab

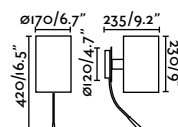
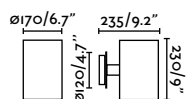


- 20032-80 ● ● Black + Beige 169,50€
- 20032-81 ● ● Black + Green 169,50€

Material	Body Steel
	Shade Steel
Light Source	1 E27 max. 15W
Bulb incl.	No
Recom. Bulb	17463
Reader	1W, 3000K, 100lm
Driver incl.	Yes
Class	II
Voltage (V/Hz)	100V-240V/50-60Hz



Table&Floor
112



Guadalupe

Designed by Faro Lab

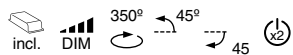


Guadalupe reader Ref. 20032-81



Guadalupe Ref. 20031-80

Klee Left
Isaac Piñeiro



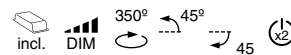
NEW




- 20066 Textured Grey + Black **217,95€**
- 20059 NEW Textured Black + Black **217,95€**

Material	Body Steel+Melamine Diff PMMA + Opal
Power	10W
Lumen Output	1021lm
Light Source	COB LED 2700K
Dimmable W	6w 690lm / 10w 1021lm
Reader	3W, 2700K, 85lm
Class	II
CRI	>=90
Voltage (V/Hz)	220V-240V/50-60Hz
Beam angle	45°

Klee right
Isaac Piñeiro


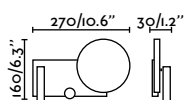

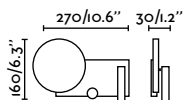


NEW



- 20065 Textured Grey + Black **217,95€**
- 20058 NEW Textured Black + Black **217,95€**

Material	Body Steel+Melamine Diff PMMA + Opal
Power	10W
Lumen Output	1021lm
Light Source	COB LED 2700K
Dimmable W	6w 690lm / 10w 1021lm
Reader	3W, 2700K, 85lm
Class	II
CRI	>=90
Voltage (V/Hz)	220V-240V/50-60Hz
Beam angle	45°



indoor

Surface

Klee

Designed by Isaac Piñeiro



Mood SQ
Nahtrang



NEW



20060 ● ● Oak + Black **109,50€**
20064 NEW ● ● Black + Black **95,6€**

Material	Body Steel+Wood
Power	2W
Lumen Output	105lm
Light Source	SMD LED 3000K
Reader	2W, 3000K, 105lm
Class	II
CRI	>80
Voltage (V/Hz)	220V-240V/50-60Hz
Beam angle	45°

Mood RCT
Nahtrang



Mood RCT reader
Nahtrang



NEW

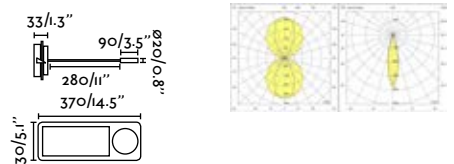
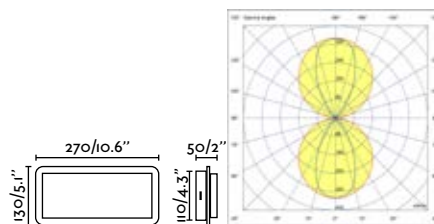
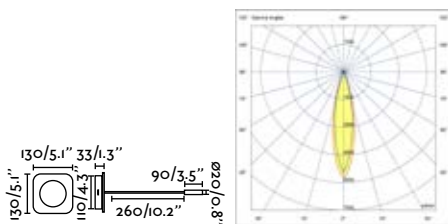


20061 ● ● Oak + Black **148,50€**

Material	Body Steel+Wood
	Diff PMMA + Opal
Power	6W
Lumen Output	67lm
Light Source	SMD LED 3000K
Class	II
CRI	>80
Voltage (V/Hz)	220V-240V/50-60Hz

20062 ● ● Oak + Black **172,80€**
20063 NEW ● ● Black + Black **169,5€**

Material	Body Steel+Wood
	Diff PMMA + Opal
Power	6W
Lumen Output	67lm
Light Source	SMD LED 3000K
Reader	2W, 3000K, 67lm
Class	II
CRI	>80
Voltage (V/Hz)	220V-240V/50-60Hz



Mood

Designed by Nahtrang



Niko Glass right
Nahtrang



01009A ● ● Matt White + Wood **277,40€**

Material	Body Aluminium Diff Glass + Opal
Power	7W
Lumen Output	500lm
Light Source	SMD LED 3000K
Dimmable W	1w 80lm / 4w 250lm / 7w 500lm
Class	II
CRI	>80
Voltage (V/Hz)	100V-240V/50-60Hz

Niko PC right
Nahtrang


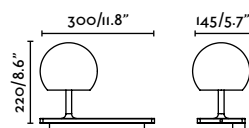
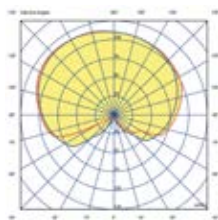
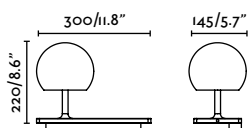


01027A ● ● Matt White + Wood **277,40€**

Material	Body Aluminium+Wood Diff PC + Opal
Power	7W
Lumen Output	500lm
Light Source	SMD LED 3000K
Dimmable W	1w 80lm / 4w 250lm / 7w 500lm
Class	II
CRI	>80
Voltage (V/Hz)	100V-240V/50-60Hz



Table
92



Niko

Designed by Nahtrang



Niko PC right Ref. 01027A



Touch it to adjust the intensity of the light and charge your phone without a cable, in its wooden base.

Niko Glass left
Nahtrang



01014A ● ● Matt White + Wood 277,40€

Material	Body Aluminium+Wood
	Diff Glass + Opal
Power	7W
Lumen Output	500lm
Light Source	SMD LED 3000K
Dimmable W	1w 80lm / 4w 250lm / 7w 500lm
Class	II
CRI	>80
Voltage (V/Hz)	100V-240V/50-60Hz

Niko PC left
Nahtrang


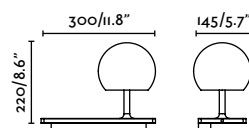

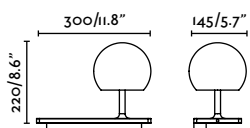


01026A ● ● Matt White + Wood 277,40€

Material	Body Aluminium+Wood
	Diff PC + Opal
Power	7W
Lumen Output	500lm
Light Source	SMD LED 3000K
Dimmable W	1w 80lm / 4w 250lm / 7w 500lm
Class	II
CRI	>80
Voltage (V/Hz)	100V-240V/50-60Hz



Table
92



indoor

Surface



Niko Glass left Ref. 01014A

385

Stood
Lucid Product Design



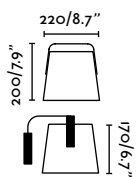
29844

●● Matt Black + Cherry 124,15€

Material	Body Steel
	Shade Wood
Light Source	1 E27 max. 15W
Bulb incl.	No
Recom. Bulb	17462
Class	II
Voltage (V/Hz)	100V-240V/50-60Hz



Suspended 198
Table&Floor 118



indoor

Surface

Stood

Designed by Lucid Product Design



Loop Estudi Ribaudí



- 29395 Matt Black + Ash Tree **166,00€**
- 29565 Matt Black + Cherry **166,00€**


Material	Body Steel
	Shade Wood
Power	6W
Lumen Output	500lm
Light Source	SMD LED 2700K
Class	II
CRI	>80
Voltage (V/Hz)	220V-240V/50-60Hz

Loop Articulated Estudi Ribaudí


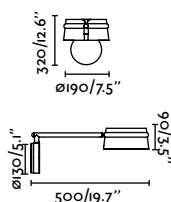

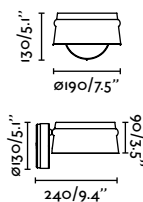


- 29396 Matt Black + Ash Tree **206,80€**
- 29566 Matt Black + Cherry **206,80€**

Material	Body Steel
	Shade Wood
Power	6W
Lumen Output	500lm
Light Source	SMD LED 2700K
Class	II
CRI	>80
Voltage (V/Hz)	230V/50-60Hz



Suspended Table & Floor
200 116



Loop

Designed by Estudi Ribaudí



Loop Ref. 29395



Natural laminated wood of American origin.



Loop Articulated Ref. 29566

Samba
Faro Lab



- 64306-35 White + Beige **151,40€**
- 64306-36 White + Yellow **151,40€**
- 64306-37 White + Green **151,40€**
- 64307-35 Black + Beige **151,40€**
- 64307-36 Black + Yellow **151,40€**
- 64307-37 Black + Green **151,40€**

Material	Body Steel
	Shade Textile
Light Source	1 E27 max. 15W
Bulb incl.	No
Recom. Bulb	17463
Class	I
Voltage (V/Hz)	100V-240V/50-60Hz

Samba reader
Faro Lab

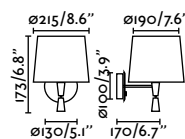
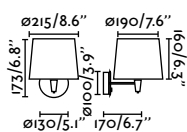


- 64308-35 Matt White + Beige **191,30€**
- 64308-36 Matt White + Yellow **191,30€**
- 64308-37 Matt White + Green **191,30€**
- 64309-35 Matt Black + Beige **191,30€**
- 64309-36 Matt Black + Yellow **191,30€**
- 64309-37 Matt Black + Green **191,30€**

Material	Body Steel
	Shade Textile
Light Source	1 E27 max. 15W
Bulb incl.	No
Recom. Bulb	17463
Reader	3W, 3000K, 280lm
Driver incl.	Yes
Class	I
Voltage (V/Hz)	100V-240V/50-60Hz



Suspended Table&Floor
234 130



*Structures and shades also sold separately 598-601

indoor

Surface

Samba

Designed by Faro Lab



Samba reader Ref. 64308-35

Savoy
Isaac Piñeiro



- 20300-92 Matt White + White **106,10€**
- 20301-93 Matt Black + Black **106,10€**
- 20301-94 Matt Black + Green **106,10€**

Material	Body Steel
	Diff Steel
	Shade Textile
Light Source	1 E27 max. 15W
Bulb incl.	No
Recom. Bulb	17463
Class	II
Voltage (V/Hz)	100V-240V/50-60Hz

Savoy reader
Isaac Piñeiro

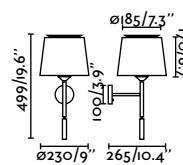
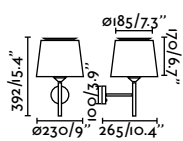


- 20302-92 White + White **164,50€**
- 20303-93 Black + Black **164,50€**
- 20303-94 Black + Green **164,50€**

Material	Body Steel
	Diff Steel
	Shade Textile
Light Source	1 E27 max. 15W
Bulb incl.	No
Recom. Bulb	17463
Reader	3W, 3000K, 160lm
Driver incl.	Yes
Class	II
Voltage (V/Hz)	100V-240V/50-60Hz



Suspended Table&Floor
238 136



*Structures and shades also sold separately 598-601

indoor

Surface

Savoy

Designed by Isaac Piñeiro



Savoy Ref. 20301-94

Montreal
Nahtrng



- 24030-01 Matt White + White **103,40€**
- 24030-02 Matt White + Beige **103,40€**
- 24031-01 Chrome + White **113,90€**
- 24031-02 Chrome + Beige **113,90€**
- 24031-03 Chrome + Black **113,90€**

Material	Body Steel
	Shade Textile
Light Source	1 E27 max. 15W
Bulb incl.	No
Recom. Bulb	17463
Class	II
Voltage (V/Hz)	100V-240V/50-60Hz

Montreal reader
Nahtrng

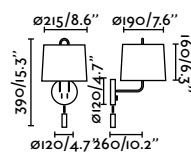
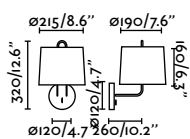


- 24032-01 Matt White + White **150,90€**
- 24032-02 Matt White + Beige **150,90€**
- 24033-01 Chrome + White **164,10€**
- 24033-02 Chrome + Beige **164,10€**
- 24033-03 Chrome + Black **164,10€**

Material	Body Steel
	Shade Textile
Light Source	1 E27 max. 15W
Bulb incl.	No
Recom. Bulb	17463
Reader	3W, 2700K, 150lm
Driver incl.	Yes
Class	II
Voltage (V/Hz)	100V-240V/50-60Hz



Table&Floor
134



*Structures and shades also sold separately 598-601

Montreal

Designed by Nahrang



Montreal reader Ref. 24032-01



Montreal Ref. 24031-03

Conga
Faro Lab



- 64306-01 Matt White + White **88,60€**
- 64306-02 Matt White + Beige **88,60€**
- 64307-03 Matt Black + Black **88,60€**

Material	Body Steel
	Shade Textile
Light Source	1 E27 max. 15W
Bulb incl.	No
Recom. Bulb	17463
Class	I
Voltage (V/Hz)	100V-240V/50-60Hz

Conga reader
Faro Lab

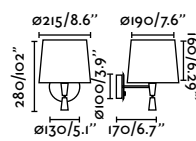
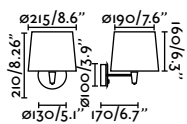


- 64308-01 Matt White + White **128,50€**
- 64308-02 Matt White + Beige **128,50€**
- 64309-03 Matt Black + Black **128,50€**

Material	Body Steel
	Shade Textile
Light Source	1 E27 max. 15W
Bulb incl.	No
Recom. Bulb	17463
Reader	3W, 3000K, 280lm
Driver incl.	Yes
Class	I
Voltage (V/Hz)	100V-240V/50-60Hz



Suspended Table&Floor
236 132



*Structures and shades also sold separately 598-601

indoor

Surface

Conga

Designed by Faro Lab



Sumba
Faro Lab



64307-71 ●● Matt Black + Rattan 102,30€

Material	Body Steel
	Shade Rattan
Light Source	1 E27 max. 15W
Bulb incl.	No
Recom. Bulb	17426
Class	I
Voltage (V/Hz)	100V-240V/50-60Hz

Sumba reader
Faro Lab



64309-71 ●● Matt Black + Rattan 142,20€

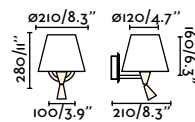
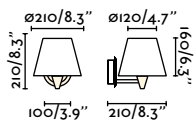
Material	Body Steel
	Shade Rattan
Light Source	1 E27 max. 15W
Bulb incl.	No
Recom. Bulb	17426
Reader	3W, 3000K, 280lm
Driver incl.	Yes
Class	I
Voltage (V/Hz)	100V-240V/50-60Hz



Suspended
226



Table
98



indoor

Surface

Sumba

Designed by Faro Lab



Mambo
Faro Lab



64307-47 ●● Matt Black + Rattan 164,80€

Material	Body Steel
	Shade Rattan
Light Source	1 E27 max. 15W
Bulb incl.	No
Recom. Bulb	17463
Class	I
Voltage (V/Hz)	100V-240V/50-60Hz

Mambo reader
Faro Lab

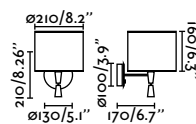
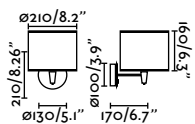


64309-47 ●● Matt Black + Rattan 204,70€

Material	Body Steel
	Shade Rattan
Light Source	1 E27 max. 15W
Bulb incl.	No
Recom. Bulb	17463
Reader	3W, 3000K, 280lm
Driver incl.	Yes
Class	I
Voltage (V/Hz)	100V-240V/50-60Hz



Suspended Table&Floor
277 128



*Structures and shades also sold separately 598-601

indoor

Surface

Mambo

Designed by Faro Lab



Mambo Ref. 64307-47

Artis
Àlex & Manel Llusçà



- 68490-01 Old Bronze + White **97,20€**
- 68490-02 Old Bronze + Beige **97,20€**
- 68490-03 Old Bronze + Black **97,20€**
- 68491-01 Chrome + White **89,50€**
- 68491-02 Chrome + Beige **89,50€**
- 68491-03 Chrome + Black **89,50€**

Material	Body Steel
	Shade Textile
Light Source	1 E27 max. 15W
Bulb incl.	No
Recom. Bulb	17463
Class	I
Voltage (V/Hz)	100V-240V/50-60Hz

Artis reader
Àlex & Manel Llusçà



- 68492-01 Old Bronze + White **185,90€**
- 68492-02 Old Bronze + Beige **185,90€**
- 68492-03 Old Bronze + Black **185,90€**
- 68493-01 Chrome + White **171,30€**
- 68493-02 Chrome + Beige **171,30€**
- 68493-03 Chrome + Black **171,30€**

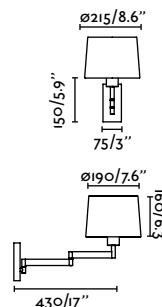
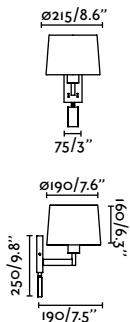
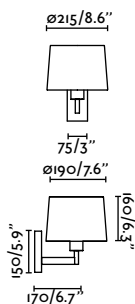
Material	Body Steel
	Shade Textile
Light Source	1 E27 max. 15W
Bulb incl.	No
Recom. Bulb	17463
Reader	1W, 3000K, 140lm
Driver incl.	Yes
Class	I
Voltage (V/Hz)	100V-240V/50-60Hz

Artis articulated
Àlex & Manel Llusçà



- 68494-01 Bronze + White **139,40€**
- 68494-02 Bronze + Beige **139,40€**
- 68494-03 Bronze + Black **139,40€**
- 68495-01 Chrome + White **126,60€**
- 68495-02 Chrome + Beige **126,60€**
- 68495-03 Chrome + Black **126,60€**

Material	Body Steel
	Shade Textile
Light Source	1 E27 max. 15W
Bulb incl.	No
Recom. Bulb	17463
Class	I
Voltage (V/Hz)	100V-240V/50-60Hz



*Structures and shades also sold separately 598-601

indoor

Surface

Artis

Designed by Àlex & Manel Lluscà



Eterna
Lucid Product Design



- 24005-10 Chrome + White 97,55€
- 24005-11 Chrome + Beige 97,55€
- 24005-12 Chrome + Black 97,55€

Eterna reader right
Lucid Product Design



- 24006-10 Chrome + White 145,60€
- 24006-11 Chrome + Beige 145,60€
- 24006-12 Chrome + Black 145,60€

Eterna reader left
Lucid Product Design

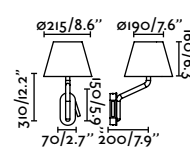
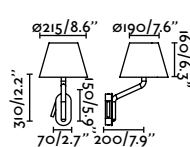
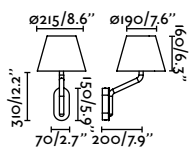


- 24007-10 Chrome + White 145,60€
- 24007-11 Chrome + Beige 145,60€
- 24007-12 Chrome + Black 145,60€

Material	Body Steel
	Shade Textile
Light Source	1 E27 max. 15W
Bulb incl.	No
Recom. Bulb	17463
Class	II
Voltage (V/Hz)	100V-240V/50-60Hz

Material	Body Steel
	Shade Textile
Light Source	1 E27 max. 15W
Bulb incl.	No
Recom. Bulb	17463
Reader	1W, 2700K, 90lm
Driver incl.	Yes
Class	II
Voltage (V/Hz)	220V-240V/50-60Hz

Material	Body Steel
	Shade Textile
Light Source	1 E27 max. 15W
Bulb incl.	No
Recom. Bulb	17463
Reader	1W, 2700K, 90lm
Driver incl.	Yes
Class	II
Voltage (V/Hz)	220V-240V/50-60Hz



*Structures and shades also sold separately 598-601



Table
98

indoor

Surface

Eterna

Designed by Lucid Product Design



Rem
Àlex & Manel Llusçà



- 29680-19 Matt Nickel + White **97,60€**
- 29680-20 Matt Nickel + Beige **97,60€**
- 29680-21 Matt Nickel + Black **97,60€**
- 29681-19 Old Gold + White **103,60€**
- 29681-20 Old Gold + Beige **103,60€**
- 29681-21 Old Gold + Black **103,60€**

Material	Body Steel
	Shade Textile
Light Source	1 E27 max. 15W
Bulb incl.	No
Recom. Bulb	17463
Class	I
Voltage (V/Hz)	100V-240V/50-60Hz

Rem reader
Àlex & Manel Llusçà

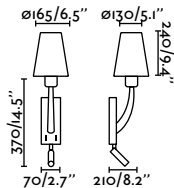
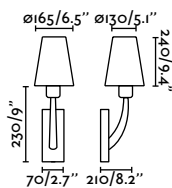


- 29683-19 Old Gold + White **162,40€**
- 29683-20 Old Gold + Beige **162,40€**
- 29683-21 Old Gold + Black **162,40€**

Material	Body Steel
	Shade Textile
Light Source	1 E27 max. 15W
Bulb incl.	No
Recom. Bulb	17463
Reader	4W, 3000K, 120lm
Driver incl.	Yes
Class	I
Voltage (V/Hz)	100V-240V/50-60Hz



Table&Floor
138



*Structures and shades also sold separately 598-601

indoor

Surface

Rem

Designed by Àlex & Manel Llusçà



Frame
Nahrang



- 20170-01 Matt Nickel + White **107,10€**
- 20170-02 Matt Nickel + Beige **107,10€**
- 20170-03 Matt Nickel + Black **107,10€**
- 20171-01 Old Gold + White **114,30€**
- 20171-02 Old Gold + Beige **114,30€**
- 20171-03 Old Gold + Black **114,30€**

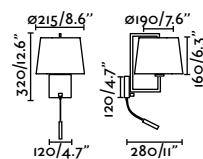
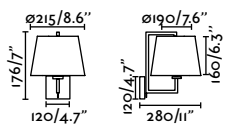
Material	Body Steel
	Shade Textile
Light Source	1 E27 max. 15W
Bulb incl.	No
Recom. Bulb	17463
Class	I
Voltage (V/Hz)	100V-240V/50-60Hz

Frame reader
Nahrang



- 20172-01 Matt Nickel + White **153,10€**
- 20172-02 Matt Nickel + Beige **153,10€**
- 20172-03 Matt Nickel + Black **153,10€**
- 20173-01 Old Gold + White **155,50€**
- 20173-02 Old Gold + Beige **155,50€**
- 20173-03 Old Gold + Black **155,50€**

Material	Body Steel
	Shade Textile
Light Source	1 E27 max. 15W
Bulb incl.	No
Recom. Bulb	17463
Reader	3W, 3000K, 100lm
Driver incl.	Yes
Class	I
Voltage (V/Hz)	230V/50-60Hz



*Structures and shades also sold separately 598-601

indoor

Surface

Frame

Designed by Nahtrang



Frame Ref. 20170-03



Frame reader Ref. 20173-02

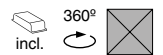
Lupe
Jordi Busquets



20031-88 ●● Black + Beige 105,20€

Material	Body Steel
	Shade Textile
Light Source	1 E27 max. 15W
Bulb incl.	No
Recom. Bulb	17463
Class	I
Voltage (V/Hz)	100V-240V/50-60Hz

Lupe reader
Jordi Busquets

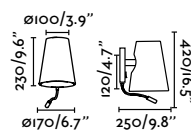
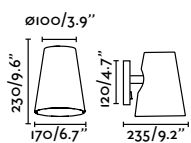


20032-88 ●● Black + Beige 153,20€
29996 ●● Chrome + White 136,80€

Material	Body Steel
	Shade Steel
Light Source	1 E27 max. 15W
Bulb incl.	No
Recom. Bulb	17463
Reader	1W, 3000K, 100lm
Driver incl.	Yes
Class	I
Voltage (V/Hz)	100V-240V/50-60Hz



Table&Floor
148



indoor

Surface

Lupe



Designed by Jordi Busquets



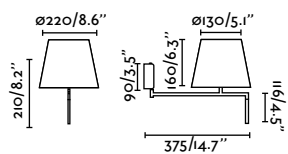
Ron
Pepe Llaudet

160°  



- 64400-10  Dark Grey + White **126,85€**
- 64400-11  Dark Grey + Beige **126,85€**
- 64400-12  Dark Grey + Black **126,85€**

Material	Body Steel
	Shade Textile
Light Source	1 E27 max. 15W
Bulb incl.	No
Recom. Bulb	17463
Class	I
Voltage (V/Hz)	100V-240V/50-60Hz



Ron

Designed by Pepe Llaudet

indoor

Surface

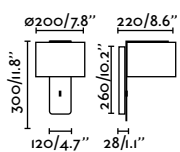


Fold
Nutcreatives



- 64302 Matt White + White **102,90€**
- 64303 Matt Black + Black **102,90€**

Material	Body Steel
	Shade Textile
Light Source	1 E27 max. 15W
Bulb incl.	No
Recom. Bulb	17463
Class	I
Voltage (V/Hz)	100V-240V/50-60Hz

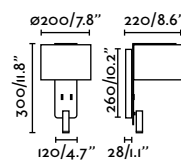


Fold reader
Nutcreatives



- 64304 Matt White + White **154,90€**
- 64305 Matt Black + Black **154,90€**

Material	Body Steel
	Shade Textile
Light Source	1 E27 max. 15W
Bulb incl.	No
Recom. Bulb	17463
Reader	3W, 3000K, 200lm
Driver incl.	Yes
Class	I
Voltage (V/Hz)	100V-240V/50-60Hz



indoor

Surface

Fold

Designed by Nutcreatives



Fold Ref. 64303



Fold reader Ref. 64304

Hotel
Àlex & Manel Llusca



29940 Chrome + White 75,15€

Material	Body Steel
	Shade Textile
Light Source	1 E27 max. 15W
Bulb incl.	No
Recom. Bulb	17463
Class	I
Voltage (V/Hz)	100V-240V/50-60Hz

Hotel reader
Àlex & Manel Llusca

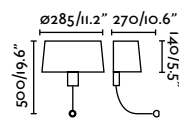
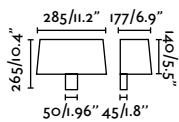


29946 Chrome + Black 118,20€

Material	Body Steel
	Shade Textile
Light Source	1 E27 max. 15W
Bulb incl.	No
Recom. Bulb	17463
Reader	1W, 3500K, 80lm
Driver incl.	Yes
Class	I
Voltage (V/Hz)	100V-240V/50-60Hz



Suspended Table&Floor
242 154



indoor

Surface

Hotel

Designed by Àlex & Manel Llusçà



Hotel Ref. 29940

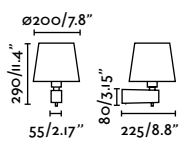
417

Room
Àlex & Manel Llusçà



- 29974 Satin Nickel + White **79,55€**
- 29975 Satin Nickel + Black **79,55€**

Material	Body Steel
	Shade Textile
Light Source	1 E27 max. 15W
Bulb incl.	No
Recom. Bulb	17463
Class	I
Voltage (V/Hz)	100V-240V/50-60Hz

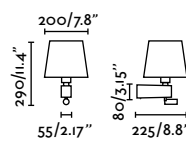


Room reader
Àlex & Manel Llusçà



- 29976 Satin Nickel + White **111,40€**

Material	Body Steel
	Shade Textile
Light Source	1 E27 max. 15W
Bulb incl.	No
Recom. Bulb	17463
Reader	3W, 3000K, 160lm
Driver incl.	Yes
Class	II
Voltage (V/Hz)	100V-240V/50-60Hz



indoor

Surface

Room

Designed by Àlex & Manel Lluscà



Room Ref. 29975



Vesper
Nahtrang



Vesper reader
Nahtrang



- 29980 Matt White + Beige **85,90€**
- 29981 Brown + Beige **85,90€**

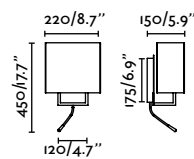
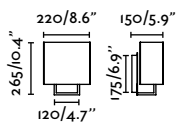
- 29982 Matt White + Beige **131,20€**
- 29983 Brown + Beige **131,20€**

Material	Body Steel
	Shade Textile
Light Source	1 E14 max. 8W
Bulb incl.	No
Recom. Bulb	17461
Class	I
Voltage (V/Hz)	100V-240V/50-60Hz

Material	Body Steel
	Shade Textile
Light Source	1 E14 max. 8W
Bulb incl.	No
Recom. Bulb	17461
Reader	1W, 3000K, 120lm
Driver incl.	Yes
Class	I
Voltage (V/Hz)	100V-240V/50-60Hz



Suspended Table&Floor
240 144



indoor

Surface

Vesper

Designed by Nahtrang



Vesper reader Ref. 29982

421

Berni
Nahtrang



- 29326 Matt White + White **104,40€**
- 29328 Satin Nickel + White **108,80€**

Material	Body Steel
	Shade Textile
Light Source	1 E27 max. 15W
Bulb incl.	No
Recom. Bulb	17463
Class	I
Voltage (V/Hz)	100V-240V/50-60Hz

Berni reader
Nahtrang

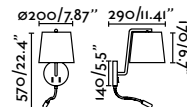
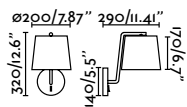


- 29329 Matt White + White **176,90€**
- 29330 Matt Black + Black **176,90€**
- 29331 Satin Nickel + White **167,50€**

Material	Body Steel
	Shade Textile
Light Source	1 E27 max. 15W
Bulb incl.	No
Recom. Bulb	17463
Reader	3W, 3000K, 200lm
Driver incl.	Yes
Class	I
Voltage (V/Hz)	100V-240V/50-60Hz



Table&Floor
152



indoor

Surface

Berni

Designed by Nahrang



Berni reader Ref. 29330
Thanks to Elena Castells Poch

Sweet reader
Estudi Ribaudí



- 29950 ●● Matt White + White **128,40€**
29951 ●● Matt Black + Black **128,40€**

Material	Body Steel
	Diff Textile + White
	Shade Textile
Light Source	1 E27 max. 15W
Bulb incl.	No
Recom. Bulb	17463
Reader	1W, 3000K, 200lm
Driver incl.	Yes
Class	I
Voltage (V/Hz)	100V-240V/50-60Hz

Volta reader
Estudi Ribaudí

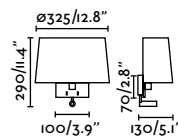
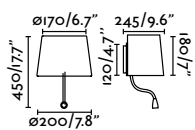


- 20023 ●● Satin Nickel + White **152,50€**
20024 ●● Satin Nickel + Black **152,50€**

Material	Body Steel
	Shade Textile
Light Source	1 E27 max. 15W
Bulb incl.	No
Recom. Bulb	17463
Reader	3W, 3000K, 200lm
Driver incl.	Yes
Class	I
Voltage (V/Hz)	100V-240V/50-60Hz



Table&Floor
164



indoor

Surface

Sweet

Designed by Estudi Ribaudí



Handy
Jordi Blasi



28413 ●● Matt White + White 110,50€

Handy right
Jordi Blasi



28414 ●● Matt White + White 246,60€

Handy Left
Jordi Blasi

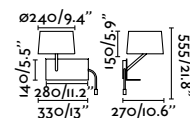
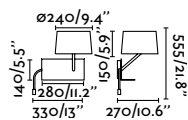
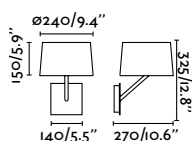


28415 ●● Matt White + White 246,60€

Material	Body Steel
	Shade Textile
Light Source	1 E27 max. 15W
Bulb incl.	No
Recom. Bulb	17463
Class	I
Voltage (V/Hz)	100V-240V/50-60Hz

Material	Body Steel
	Shade Textile
Light Source	1 E27 max. 15W
Bulb incl.	No
Recom. Bulb	17463
Reader	3W, 3000K, 40lm
Driver incl.	Yes
Class	I
Voltage (V/Hz)	100V-240V/50-60Hz

Material	Body Steel
	Shade Textile
Light Source	1 E27 max. 15W
Bulb incl.	No
Recom. Bulb	17463
Reader	3W, 3000K, 40lm
Driver incl.	Yes
Class	I
Voltage (V/Hz)	100V-240V/50-60Hz



indoor

Surface

Handy

Designed by Jordi Blasi



Handy Ref. 28413



Tira



- 64322 Matt White + White 105,20€
 64323 Matt Black + Black 105,20€

Sahara



- 62705 Chrome + Beige 106,00€
 62706 Chrome + White 106,00€

Roda

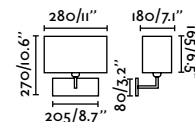
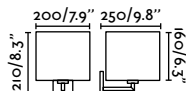
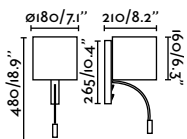


- 62988 Satin Nickel + White 61,40€

Material	Body Steel+Aluminium+Silicone
	Shade Textile
Light Source	1 E27 max. 15W
Bulb incl.	No
Recom. Bulb	17463
Reader	3W, 3000K, 280lm
Driver incl.	Yes
Class	I
Voltage (V/Hz)	100V-240V/50-60Hz

Material	Body Steel
	Shade Textile
Light Source	1 E27 max. 15W
Bulb incl.	No
Recom. Bulb	17463
Class	I
Voltage (V/Hz)	100V-240V/50-60Hz

Material	Body Steel
	Shade Textile
Light Source	1 E27 max. 15W
Bulb incl.	No
Recom. Bulb	17463
Class	I
Voltage (V/Hz)	100V-240V/50-60Hz



Sahara

MATDIENST OM DE VEERTIEN DAGEN
VAN **ROTTERDAM** NAAR **JAVA**
VIA SOUTHAMPTON EN MARSEILLE

indoor

Surface



Moma



- 68504  Chrome + White **78,70€**
- 68505  Chrome + Black **78,70€**

Material	Body Steel
	Shade Textile
Light Source	1 E27 max. 15W
Bulb incl.	No
Recom. Bulb	17463
Class	I
Voltage (V/Hz)	100V-240V/50-60Hz

Moma reader

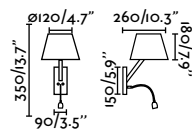
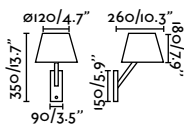


- 68506  Chrome + White **110,70€**
- 68507  Chrome + Black **110,70€**

Material	Body Steel
	Shade Textile
Light Source	1 E27 max. 15W
Bulb incl.	No
Recom. Bulb	17463
Reader	1W, 6000K, 80lm
Driver incl.	Yes
Class	I
Voltage (V/Hz)	100V-240V/50-60Hz



Table&Floor
162



indoor

Surface

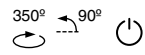
Moma



Moma Ref. 68505

431

Stan switch



- 43767 NEW Matt White 58,90€
- 43768 NEW Matt Black 58,90€

Material	Body Aluminium+ABS
Light Source	1 GU10 max. 5W
Bulb incl.	No
Recom. Bulb	97685327
Class	I
Voltage (V/Hz)	100V-240V/50-60Hz



Spot
526



Suspended
262



Track
588



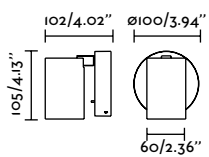
Ceiling
304



Recessed
568



Surface
494



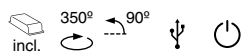
indoor

Surface

Stan switch NEW


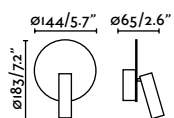


Duas
Faro Lab



- 68467 Matt White + Shiny White **129,40€**
 68468 Matt Black + Shiny Black **129,40€**

Material	Body Steel
Power	3W
Lumen Output	240 lm
Light Source	COB LED 2700K
Class	I
CRI	>=80
Voltage (V/Hz)	220V-240V/50-60Hz
Beam angle	45°



indoor

Surface

Duas

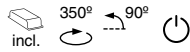
Designed by Faro Lab



Duas Ref. 68468


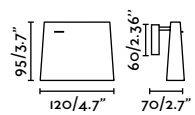


Aurea
Estudi Ribaudí



62115 ● Matt White 95,00€

Material	Body Steel
	Diff PC + Opal
Power	8W
Lumen Output	300lm
Light Source	SMD LED 2700K
Class	I
CRI	>80
Voltage (V/Hz)	220V-240V/50-60Hz


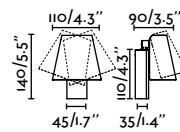


Le Petit
Àlex & Manel Llusçà



62161 ● Matt White 104,00€
62162 ● Matt Black 104,00€
62163 ● Satin Gold 123,00€
62164 ● Bronze 123,00€

Material	Body Steel
Power	4W
Lumen Output	130lm
Light Source	SMD LED 3000K
Class	II
CRI	>80
Voltage (V/Hz)	100V-240V/50-60Hz



indoor

Surface

Le Petit

Designed by Àlex & Manel Llusca



Le Petit Ref. 62163
Thanks to MIKMAX

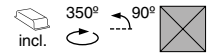
Rob



- 68497 ● Bronze **99,00€**
- 68499 ● Satin Nickel **98,30€**
- 68508 ● White **97,50€**
- 68509 ● Black **97,50€**

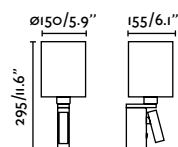

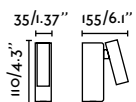
Material	Body Steel+Aluminium
Power	3W
Lumen Output	160lm
Light Source	HIGH POWER LED 3000K
Reader	3W, 3000K, 160lm
Class	II
CRI	>80
Voltage (V/Hz)	100V-240V/50-60Hz

Rob Shade



- 68496 ● ● Bronze + Opal **140,70€**
- 68498 ● ● Satin Nickel + Opal **136,60€**

Material	Body Steel+Aluminium
	Shade PMMA
Light Source	1 E27 max. 15W
Bulb incl.	No
Recom. Bulb	17463
Reader	3W, 3000K, 160lm
Driver incl.	Yes
Class	I
Voltage (V/Hz)	100V-240V/50-60Hz



Rob

indoor

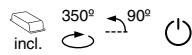
Surface



Rob Ref. 68497

Thanks to Dario Fernandez and Corso Estudio | Photo by Juan de los Mares


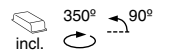
Loke



- 40994  Chrome 50,30€
- 41019  Matt White 52,40€
- 41020  Matt Black 52,40€


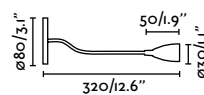

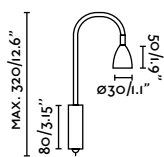
Material	Body Aluminium+Steel
Power	3W
Lumen Output	150lm
Light Source	HIGH POWER LED 3000K
Reader	3W, 3000K, 150lm
Class	II
CRI	>80
Voltage (V/Hz)	220V-240V/50-60Hz
Beam angle	30°

Loke recessed



- 40996  Chrome 50,30€

Material	Body Aluminium+Steel
Power	3W
Lumen Output	150lm
Light Source	HIGH POWER LED 3000K
Class	II
CRI	>80
Voltage (V/Hz)	220V-240V/50-60Hz
Beam angle	30°
Cut out	ø60



Loke

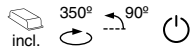
indoor

Surface



Loke Ref. 41019

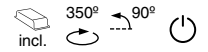
Boc



- 62707 Matt White 107,10€
- 62708 Matt Black 107,10€
- 62710 Chrome 112,40€
- 62711 Bronze 112,40€


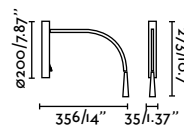

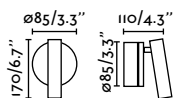
Material	Body Steel
Power	3W
Lumen Output	130lm
Light Source	HIGH POWER LED 3000K
Reader	3W, 3000K, 130lm
Class	II
CRI	>80
Voltage (V/Hz)	220V-240V/50-60Hz

Flin



- 64318 Matt White 71,50€
- 64319 Matt Black 71,50€

Material	Body Steel+Aluminium+Silicone
Power	3W
Lumen Output	280lm
Light Source	HIGH POWER LED 3000K
Reader	3W, 3000K, 280lm
Class	I
CRI	>80
Voltage (V/Hz)	100V-240V/50-60Hz
Beam angle	30°



Boc

indoor

Surface



Studio
Nahtrang



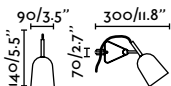
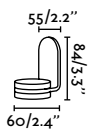
- 51133 Matt Black 46,10€
- 51134 Chrome 47,90€
- 51135 Shiny White 46,10€

Material	Body Aluminium+ABS
Light Source	1 E14 max. 8W
Bulb incl.	No
Recom. Bulb	17461
Class	II
Voltage (V/Hz)	100V-240V/50-60Hz
Cable	1.6 MT



Accessories

- 51129 Black 5,80€



indoor

Surface

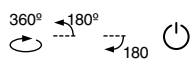
Studio

Designed by Nahrang



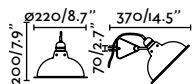
Studio Ref. 51135

Pepper



- 64168 ● Beige 61,40€
64169 ● Matt Black 61,40€

Material	Body Steel
Light Source	1 E27 max. 15W
Bulb incl.	No
Recom. Bulb	17462
Class	II
Voltage (V/Hz)	100V-240V/50-60Hz
Cable	1.7 MT



Pepper

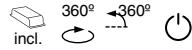
indoor

Surface



Pepper Ref. 64168

Lena clip



- 52059 ● Matt White 53,10€
- 52061 ● Matt Black 53,10€

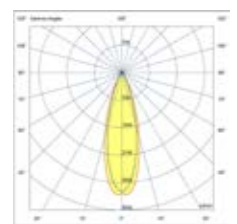
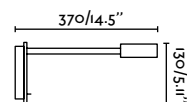

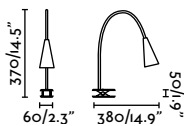
Material	Body PC+Aluminium+Silicone
Power	3W
Lumen Output	300lm
Light Source	SMD LED 4000K
Class	II
CRI	>80
Voltage (V/Hz)	100V-240V/50-60Hz
Beam angle	30°
Cable	1.8 MT

Juliet



- 41025N ● Chrome 103,40€

Material	Body Aluminium+Steel
Power	3W
Lumen Output	150lm
Light Source	SMD LED 3000K
Reader	3W, 3000K, 150lm
Class	II
CRI	>80
Voltage (V/Hz)	100V-240V/50-60Hz
Beam angle	30°



Juliet

indoor

Surface



Juliet Ref. 41025N


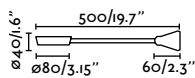
Thanks to Estudio Além | Photo by Salva López

Bel



- 41028  Chrome **66,60€**
- 41029  Matt White **66,60€**
- 41030  Matt Black **66,60€**

Material	Body Aluminium+Steel
Power	3W
Lumen Output	150lm
Light Source	HIGH POWER LED 3000K
Reader	3W, 3000K, 150lm
Class	II
CRI	>80
Voltage (V/Hz)	100V-240V/50-60Hz
Beam angle	30°


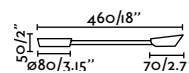


Boken



- 41031  Matt White **78,60€**
- 41032  Matt Black **78,60€**

Material	Body Aluminium+Steel+Silicone
Power	3W
Lumen Output	150lm
Light Source	HIGH POWER LED 3000K
Reader	3W, 3000K, 150lm
Class	II
CRI	>80
Voltage (V/Hz)	100V-240V/50-60Hz
Beam angle	30°



Bel

indoor

Surface



Bel Ref. 41029
Thanks to Beti Guasch | Photo by Sara Adroer

451


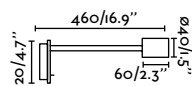
Leser



41026

●● Matt Nickel + Matt Black 97,00€

Material	Body Aluminium+Steel+Silicone
Power	5W
Lumen Output	300lm
Light Source	COB LED 3000K
Reader	5W, 3000K, 300lm
Class	II
CRI	>80
Voltage (V/Hz)	100V-240V/50-60Hz
Beam angle	36°




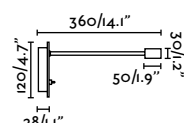
Sami



41023

● Matt White 68,00€

Material	Body Aluminium+Steel+Silicone
Power	3W
Lumen Output	120lm
Light Source	HIGH POWER LED 2700K
Class	II
CRI	>80
Voltage (V/Hz)	220V-240V/50-60Hz
Beam angle	30°



Leser

indoor

Surface


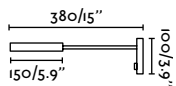


Kale



62703 ● Matt Black 93,30€

Material	Body Aluminium+Steel+Silicone
Power	3W
Lumen Output	180lm
Light Source	HIGH POWER LED 3000K
Reader	3W, 3000K, 180lm
Class	II
CRI	>80
Voltage (V/Hz)	220V-240V/50-60Hz
Beam angle	45°


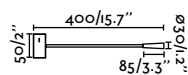


Lead



62704 ●● Old Gold + Brown 134,00€

Material	Body Aluminium+Leather
Power	3W
Lumen Output	180lm
Light Source	COB LED 3000K
Reader	3W, 4000K, 300lm
Class	II
CRI	>80
Voltage (V/Hz)	220V-240V/50-60Hz
Beam angle	45°



Kale

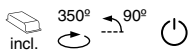
indoor

Surface



Kale Ref. 62703

Press
Jordi Blasi



- 62350 Shiny White + Matt Black **99,30€**
- 62351 Matt Black + Shiny Black **99,30€**
- 62353 Shiny Yellow + Matt Black **99,30€**


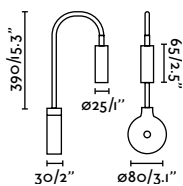

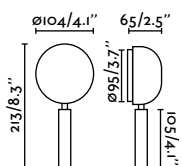
Material	Body Aluminium
Power	3W
Lumen Output	180lm
Light Source	SMD LED 3000K
Reader	3W, 3000K, 180lm
Class	II
CRI	>80
Voltage (V/Hz)	100V-240V/50-60Hz

Pixie
Nahtrang



- 24015 Matt White **104,80€**
- 24016 Matt Black **104,80€**

Material	Body Aluminium
Power	4W
Lumen Output	107lm
Light Source	HIGH POWER LED 2700K
Reader	3W, 2700K, 90lm
Class	II
CRI	>80
Voltage (V/Hz)	100V-240V/50-60Hz
Beam angle	45°

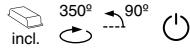


Press

Designed by Jordi Blasi



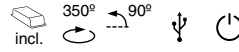
Suau recessed
Nahtrang



- 62111 Bronze **133,80€**
- 62114 Satin Gold **133,80€**
- 62126 Satin Nickel **133,80€**
- 62128 Matt Black **117,60€**
- 62129 Matt White **117,60€**

Material	Body Aluminium+Steel
Power	3W
Lumen Output	140lm
Light Source	HIGH POWER LED 3000K
Reader	3W, 3000K, 140lm
Class	I
CRI	>80
Voltage (V/Hz)	100V-240V/50-60Hz
Beam angle	30°
Cut out	80x155x43

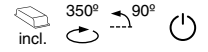
Suau USB
Nahtrang



- 62116 Matt Black **116,50€**
- 62117 Matt White **116,50€**


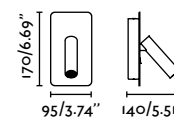

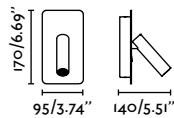

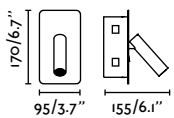
Material	Body Aluminium+Steel
Power	3W
Lumen Output	140lm
Light Source	HIGH POWER LED 3000K
Reader	3W, 3000K, 140lm
Class	I
CRI	>80
Voltage (V/Hz)	100V-240V/50-60Hz
Beam angle	30°

Suau
Nahtrang



- 62104 Bronze **117,30€**
- 62118 Matt Black **101,30€**
- 62120 Matt White **101,30€**
- 62121 Grey **101,30€**

Material	Body Aluminium+Steel
Power	3W
Lumen Output	140lm
Light Source	HIGH POWER LED 3000K
Reader	3W, 3000K, 140lm
Class	I
CRI	>80
Voltage (V/Hz)	100V-240V/50-60Hz
Beam angle	30°



indoor

Surface

Suau

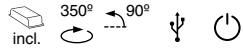
Designed by Nahtrang



Suau recessed Ref. 62111



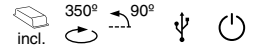
Suau tray left
Nahtrang



- 62124 ● Matt White 157,10€
- 62125 ● Grey 157,10€


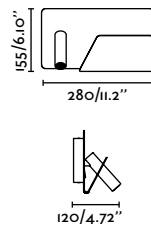

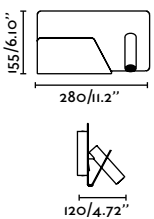
Material	Body Aluminium+Steel
Power	3W
Lumen Output	140lm
Light Source	HIGH POWER LED 3000K
Reader	3W, 3000K, 140lm
Class	I
CRI	>80
Voltage (V/Hz)	100V-240V/50-60Hz
Beam angle	30°

Suau tray right
Nahtrang



- 62122 ● Matt White 157,10€
- 62123 ● Grey 157,10€

Material	Body Aluminium+Steel
Power	3W
Lumen Output	140lm
Light Source	HIGH POWER LED 3000K
Reader	3W, 3000K, 140lm
Class	I
CRI	>80
Voltage (V/Hz)	100V-240V/50-60Hz
Beam angle	30°



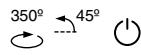
indoor

Surface



Suau tray right Ref. 62123

Tila
Estudi Ribaudí



- 62360 Cream White 157,30€
- 62361 Black 157,30€


Material	Body Steel
	Shade Steel
Light Source	1 E27 G45 max. 15W
Bulb incl.	No
Recom. Bulb	17462
Class	II
Voltage (V/Hz)	100V-240V/50-60Hz

Noon
Alegre Design

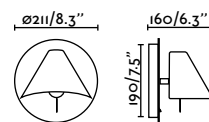
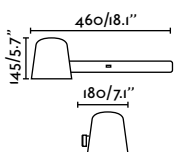


- 62355 Matt White 113,10€

Material	Body Steel
	Shade Steel
Light Source	1 E27 max. 15W
Bulb incl.	No
Recom. Bulb	17462
Class	II
Voltage (V/Hz)	100V-240V/50-60Hz



2 Installation Modes



indoor

Surface

Tila & Noon



Tila Ref. 62360



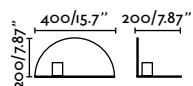
Noon Ref. 62355
Thanks to MIKMAX

Nit Left
Goula / Figuera



01004 ● Matt Black 94,65€

Material	Body Steel
Light Source	1 E27 max. 15W
Bulb incl.	No
Recom. Bulb	17464
Class	II
Voltage (V/Hz)	100V-240V/50-60Hz
Cable	1.7 MT

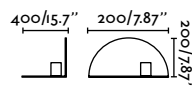


Nit right
Goula / Figuera



01006 ● Matt Black 94,65€

Material	Body Steel
Light Source	1 E27 max. 15W
Bulb incl.	No
Recom. Bulb	17464
Class	II
Voltage (V/Hz)	100V-240V/50-60Hz
Cable	1.7 MT



Nit

Designed by Goula/Figuera



One side allows fix it to the wall, while the other side can be used like shelf.

It couldn't be more comfortable.




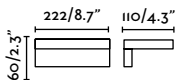
Nit right Ref. 01006

Well induction



64030 ● Matt White 157,50€

Material	Body Aluminium+PP
	Diff PMMA + Opal
Power	7W
Lumen Output	340lm
Light Source	SMD LED 2700K
Class	I
CRI	>=90
Voltage (V/Hz)	100V-240V/50Hz



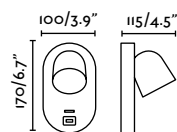
Corb



40135 ● Matt White 75,30€

40136 ● Matt Black 75,30€

Material	Body Aluminium
Light Source	1 GU10 max. 8W
Bulb incl.	No
Recom. Bulb	17316
Class	I
Voltage (V/Hz)	100V-240V/50-60Hz



Well & Corb




Corb Ref. 40135



Well induction Ref. 64030

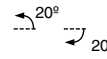
Eres
Àlex & Manel Llusçà



64026 ● Matt White 59,50€

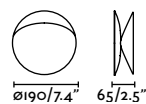
Material	Body Steel
Light Source	1 E27 max. 15W
Bulb incl.	No
Recom. Bulb	17463
Class	I
Voltage (V/Hz)	100V-240V/50-60Hz

Ovo 190
Estudi Ribaudí

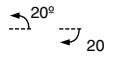


62105 ● Matt White 87,70€

Material	Body Steel
Light Source	1 R7S 78mm max. 8W
Bulb incl.	No
Recom. Bulb	17499
Class	I
Voltage (V/Hz)	100V-240V/50-60Hz

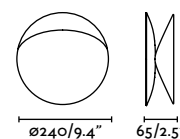


Ovo 240
Estudi Ribaudí



62108 ● Matt White 100,75€

Material	Body Steel
Light Source	1 R7S 118mm max. 15W
Bulb incl.	No
Recom. Bulb	17497
Class	I
Voltage (V/Hz)	100V-240V/50-60Hz



Eres

Designed by Àlex & Manel Llusca



Otton RCT vertical



66400-97 Matt White + Linen **74,30€**
 66400-98 Matt White + Jute **69,50€**

Otton R vertical



66400-101 Matt White + Linen **75,30€**
 66400-102 Matt White + Jute **70,80€**

Otton SQ 200

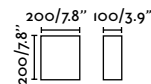
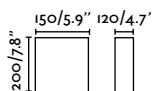
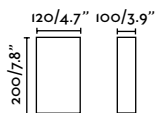


66400-105 Matt White + Linen **101,90€**
 66400-106 Matt White + Jute **93,80€**

Material	Body Steel
	Shade Linen
Light Source	1 E27 max. 15W
Bulb incl.	No
Recom. Bulb	17463
Class	I
Voltage (V/Hz)	100V-240V/50-60Hz

Material	Body Steel
	Shade Linen
Light Source	1 E27 max. 15W
Bulb incl.	No
Recom. Bulb	17463
Class	I
Voltage (V/Hz)	100V-240V/50-60Hz

Material	Body Steel
	Shade Linen
Light Source	1 E27 max. 15W
Bulb incl.	No
Recom. Bulb	17463
Class	I
Voltage (V/Hz)	100V-240V/50-60Hz



Otton



Otton RCT vertical 2L



- 66401-99 Matt White + Linen **142,90€**
- 66401-100 Matt White + Jute **125,90€**

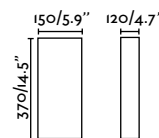
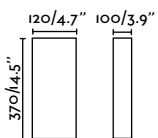
Material	Body Steel
	Shade Linen
Light Source	2 E27 max. 15W
Bulb incl.	No
Recom. Bulb	17463
Class	I
Voltage (V/Hz)	100V-240V/50-60Hz

Otton R vertical 2L



- 66401-103 Matt White + Linen **142,90€**
- 66401-104 Matt White + Jute **126,20€**

Material	Body Steel
	Shade Linen
Light Source	2 E27 max. 15W
Bulb incl.	No
Recom. Bulb	17463
Class	I
Voltage (V/Hz)	100V-240V/50-60Hz



Otton RCT Horizontal 2L



- 66401-107 Matt White + Linen **140,20€**
 66401-108 Matt White + Jute **127,70€**

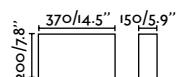
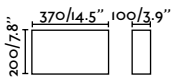
Material	Body Steel
	Shade Linen
Light Source	2 E27 max. 15W
Bulb incl.	No
Recom. Bulb	17463
Class	I
Voltage (V/Hz)	100V-240V/50-60Hz

Otton R Horizontal 2L



- 66401-109 Matt White + Linen **110,00€**
 66401-110 Matt White + Jute **101,40€**

Material	Body Steel
	Shade Linen
Light Source	2 E27 max. 15W
Bulb incl.	No
Recom. Bulb	17463
Class	I
Voltage (V/Hz)	100V-240V/50-60Hz



Cotton RCT vertical 2L



- 66405 Matt White + Beige **67,30€**
- 66406 Matt White + Black **67,30€**

Cotton R vertical



- 66407 Matt White + Beige **42,10€**
- 66408 Matt White + Black **42,10€**

Cotton R vertical 2L

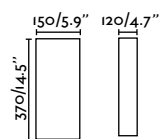
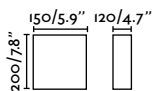
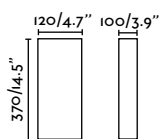


- 66409 Matt White + Beige **68,30€**
- 66410 Matt White + Black **68,30€**

Material	Body Steel
	Shade Textile
Light Source	2 E27 max. 15W
Bulb incl.	No
Recom. Bulb	17463
Class	I
Voltage (V/Hz)	100V-240V/50-60Hz

Material	Body Steel
	Shade Textile
Light Source	1 E27 max. 15W
Bulb incl.	No
Recom. Bulb	17463
Class	I
Voltage (V/Hz)	100V-240V/50-60Hz

Material	Body Steel
	Shade Textile
Light Source	2 E27 max. 15W
Bulb incl.	No
Recom. Bulb	17463
Class	I
Voltage (V/Hz)	100V-240V/50-60Hz



Cotton

indoor

Surface



Cotton RCT vertical



- 66403   Matt White + Beige **40,30€**
 66404   Matt White + Black **40,30€**

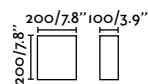
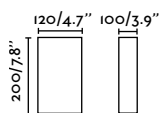
Material	Body Steel
	Shade Textile
Light Source	1 E27 max. 15W
Bulb incl.	No
Recom. Bulb	17463
Class	I
Voltage (V/Hz)	100V-240V/50-60Hz

Cotton SQ 200



- 66411   Matt White + Beige **46,10€**
 66412   Matt White + Black **46,10€**

Material	Body Steel
	Shade Textile
Light Source	1 E27 max. 15W
Bulb incl.	No
Recom. Bulb	17463
Class	I
Voltage (V/Hz)	100V-240V/50-60Hz



Cotton RCT Horizontal 2L



- 66413   Matt White + Beige **68,70€**
 66414   Matt White + Black **68,70€**

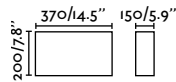
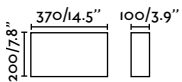
Material	Body Steel
	Shade Textile
Light Source	2 E27 max. 15W
Bulb incl.	No
Recom. Bulb	17463
Class	I
Voltage (V/Hz)	100V-240V/50-60Hz

Cotton R Horizontal 2L



- 66415   Matt White + Beige **70,80€**
 66416   Matt White + Black **70,80€**

Material	Body Steel
	Shade Textile
Light Source	2 E27 max. 15W
Bulb incl.	No
Recom. Bulb	17463
Class	I
Voltage (V/Hz)	100V-240V/50-60Hz



Ten 140
Faro Lab



- 62170 Matt White 47,30€
- 62171 Matt Black 47,30€
- 62172 Old Gold 47,30€

Material	Body Aluminium
Light Source	1 E27 max. 15W
Bulb incl.	No
Recom. Bulb	17464
Class	II
Voltage (V/Hz)	100V-240V/50-60Hz

Ten 70
Faro Lab

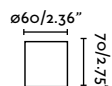
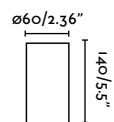


- 62150 Matt White 42,80€
- 62151 Matt Black 42,80€
- 62152 Old Gold 46,10€
- 62153 Satin Gold 46,10€
- 62154 Shiny Copper 46,10€
- 62155 Satin Nickel 46,10€

Material	Body Aluminium
Light Source	1 E27 max. 15W
Bulb incl.	No
Recom. Bulb	17464
Class	II
Voltage (V/Hz)	100V-240V/50-60Hz



Table
90

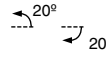


Ten

Designed by Faro Lab



Homs



63167 ● Matt White 87,10€

Material	Body Steel
Light Source	1 R7S 78mm max. 8W
Bulb incl.	No
Recom. Bulb	17499
Class	I
Voltage (V/Hz)	100V-240V/50-60Hz

Kera



62300 ● Shiny White 23,50€
62301 ● Shiny Black 23,50€

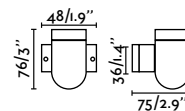
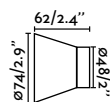
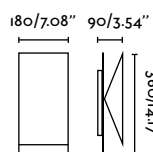
Material	Body Ceramic
Light Source	1 E27 max. 15W
Bulb incl.	No
Recom. Bulb	17464
Class	II
Voltage (V/Hz)	100V-240V/50-60Hz

Sera



62302 ● Shiny White 25,00€
62303 ● Shiny Black 25,00€

Material	Body Ceramic
Light Source	1 E27 max. 15W
Bulb incl.	No
Recom. Bulb	17464
Class	II
Voltage (V/Hz)	100V-240V/50-60Hz



Homs

indoor

Surface



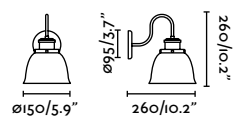
Loa



62809

● Matt Black 108,95€

Material	Body Steel
	Shade Steel
Light Source	1 E27 max. 15W
Bulb incl.	No
Recom. Bulb	17463
Class	I
Voltage (V/Hz)	100V-240V/50-60Hz



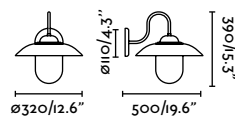
Hudson



62810

● Shiny Black 140,65€

Material	Body Steel
	Diff Glass + Transparent
Light Source	1 E27 max. 15W
Bulb incl.	No
Recom. Bulb	17463
Class	I
Voltage (V/Hz)	100V-240V/50-60Hz



Hudson



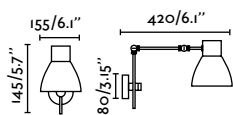
Celia



40070

● Matt Black 95,00€

Material	Body Steel
	Shade Steel
Light Source	1 E14 max. 8W
Bulb incl.	No
Recom. Bulb	17461
Class	II
Voltage (V/Hz)	100V-240V/50-60Hz
Cable	1.8 MT



Marlin



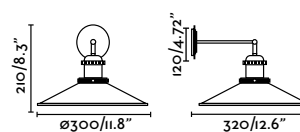
65133

●● Matt Black + Old Gold 76,40€

Material	Body Steel
	Shade Steel
Light Source	1 E27 max. 15W
Bulb incl.	No
Recom. Bulb	17429
Class	I
Voltage (V/Hz)	100V-240V/50-60Hz



Suspended
254



Celia

indoor

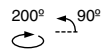
Surface



Celia Ref. 40070

485

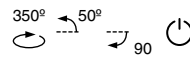
Ras



62807 ● Shiny Black 213,30€

Material	Body Steel
Light Source	1 E27 max. 15W
Bulb incl.	No
Recom. Bulb	17463
Class	I
Voltage (V/Hz)	100V-240V/50-60Hz
Cable	3 MT

Snap Faro Lab



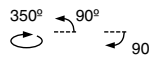
57402 ● Cream White 64,00€
57403 ● Dark Grey 64,00€

Material	Body Steel
Light Source	1 E27 max. 15W
Bulb incl.	No
Recom. Bulb	17463
Class	II
Voltage (V/Hz)	100V-240V/50-60Hz



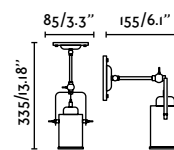
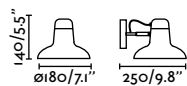
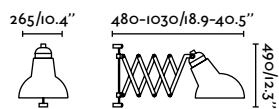
Table
106

List



60000 ● Matt Black 69,70€

Material	Body Steel
Light Source	1 E27 max. 15W
Bulb incl.	No
Recom. Bulb	17463
Class	II
Voltage (V/Hz)	100V-240V/50-60Hz



List

indoor

Surface



Linda
Estudi Ribaudí



- 29306 Matt White + Beige **99,80€**
- 29310 Matt Black + Beige **99,80€**

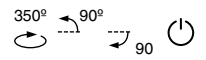
Material	Body Steel
	Shade Textile
Light Source	2 E27 max. 15W
Bulb incl.	No
Recom. Bulb	17463
Class	I
Voltage (V/Hz)	100V-240V/50-60Hz



Suspended Table&Floor
242 146



Retro
Àlex & Manel Llusçà

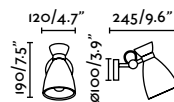


- 20045 Matt Copper + Matt Black **73,30€**
- 20049 Matt Black + Chrome **69,40€**

Material	Body Steel
Light Source	1 E14 max. 8W
Bulb incl.	No
Recom. Bulb	17461
Class	I
Voltage (V/Hz)	100V-240V/50-60Hz



Suspended
202



Retro

Designed by Àlex & Manel Llusçà

indoor

Surface



Retro Ref. 20045

Thanks to Adeline Pithois-Guillou | Photo by aguillouphotography

Tou 350
Faro Lab

incl.



01207 ● Grey 187,20€

Material	Body Aluminium+Foam
	Diff PMMA + Opal
	Shade Textile
Power	7W
Lumen Output	450lm
Light Source	SMD LED 2700K
Class	I
CRI	>80
Voltage (V/Hz)	100V-240V/50-60Hz


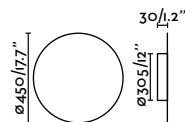

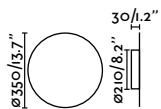
Tou 450
Faro Lab

incl.



01206 ● Bordeaux 250,30€
01208 ● Grey 250,30€

Material	Body Aluminium+Foam
	Diff PMMA + Opal
	Shade Textile
Power	10W
Lumen Output	750lm
Light Source	SMD LED 2700K
Class	I
CRI	>80
Voltage (V/Hz)	100V-240V/50-60Hz



indoor

Surface

Tou

Designed by Faro Lab


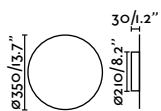


Board 350



01040 ● Blackboard 145,50€

Material	Body Steel
	Diff PMMA + Opal
Power	8W
Lumen Output	218lm
Light Source	SMD LED 2700K
Class	I
CRI	>80
Voltage (V/Hz)	220V-240V/50-60Hz


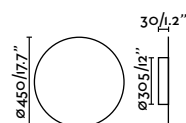


Board 450



01041 ● Blackboard 194,90€

Material	Body Steel
	Diff PMMA + Opal
Power	12W
Lumen Output	327lm
Light Source	SMD LED 2700K
Class	I
CRI	>80
Voltage (V/Hz)	100V-240V/50-60Hz



Board



Stan

NEW



- 43748 Matt White 50,60€
- 43749 Matt Black 50,60€
- 43759 Satin Gold 59,60€
- 43765 NEW Terracotta 53,60€

Material	Body Aluminium
Light Source	1 GU10 max. 5W
Bulb incl.	No
Recom. Bulb	97685327
Class	I
Voltage (V/Hz)	100V-240V/50-60Hz

Stan 2L

NEW



- 43750 Matt White 66,30€
- 43751 Matt Black 66,30€
- 43760 Satin Gold 77,60€
- 43766 NEW Terracotta 71,60€

Material	Body Aluminium
Light Source	2 GU10 max. 5W
Bulb incl.	No
Recom. Bulb	97685327
Class	I
Voltage (V/Hz)	100V-240V/50-60Hz



Spot
526



Suspended
262



Track
588



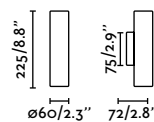
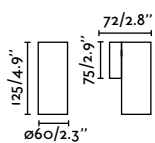
Ceiling
304



Recessed
568



Surface
432



Stan

indoor

Surface



Stan Ref. 43766

495

Nash 210



- 62819 Matt White **107,50€**
- 62821 Matt Black **107,50€**


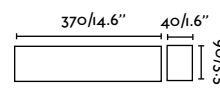

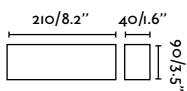
Material	Body Aluminium
	Diff PC + Opal
Power	8W
Lumen Output	450lm
Light Source	SMD LED 3000K
Class	I
CRI	>80
Voltage (V/Hz)	220V-240V/50-60Hz

Nash 370



- 62820 Matt White **165,70€**
- 62822 Matt Black **165,70€**

Material	Body Aluminium
	Diff PC + Opal
Power	16W
Lumen Output	990lm
Light Source	SMD LED 3000K
Class	I
CRI	>80
Voltage (V/Hz)	220V-240V/50-60Hz



Nash

indoor

Surface



Oslo



63284 ● Matt White 48,10€

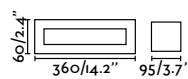
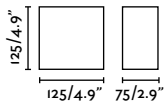
Material	Body Plaster
Light Source	1 G9 max. 6W
Bulb incl.	No
Recom. Bulb	17466
Class	I
Voltage (V/Hz)	100V-240V/50-60Hz

Olaf



63278 ● Matt White 61,60€


Material	Body Plaster
	Diff PC + Opal
Light Source	2 E14 max. 8W
Bulb incl.	No
Recom. Bulb	17461
Class	I
Voltage (V/Hz)	100V-240V/50-60Hz



indoor

Surface

Oslo



Oslo Ref. 63284

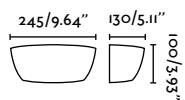
Thanks to Studio Arte | Photo by Ruben Guerreiro

Cheras 2



63173 ● Matt White 74,00€

Material	Body Plaster Diff Glass + Opal White
Light Source	1 R7S 78mm max. 8W
Bulb incl.	No
Recom. Bulb	17499
Class	I
Voltage (V/Hz)	100V-240V/50-60Hz

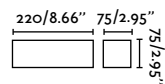


Cheras 3



63174 ● Matt White 67,70€

Material	Body Plaster Diff Glass + Opal White
Light Source	1 G9 max. 6W
Bulb incl.	No
Recom. Bulb	17466
Class	I
Voltage (V/Hz)	100V-240V/50-60Hz

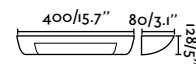


Cheras 4



63175 ● Matt White 91,60€

Material	Body Plaster Diff Glass + Opal White
Light Source	1 R7S 78mm max. 8W
Bulb incl.	No
Recom. Bulb	17499
Class	I
Voltage (V/Hz)	100V-240V/50-60Hz



Chera

indoor

Surface



Eaco 1



63176 ● Matt White 61,90€

Material	Body Plaster
Light Source	1 G9 max. 6W
Bulb incl.	No
Recom. Bulb	17466
Class	I
Voltage (V/Hz)	100V-240V/50-60Hz

Eaco 2



63177 ● Matt White 69,40€

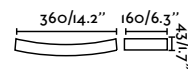
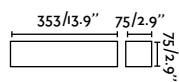
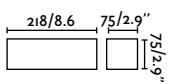
Material	Body Plaster
Light Source	2 G9 max. 6W
Bulb incl.	No
Recom. Bulb	17466
Class	I
Voltage (V/Hz)	100V-240V/50-60Hz

Eaco 3



63178 ● Matt White 79,10€

Material	Body Plaster
Light Source	1 R7S 78mm max. 8W
Bulb incl.	No
Recom. Bulb	17499
Class	I
Voltage (V/Hz)	100V-240V/50-60Hz



Eaco

indoor

Surface

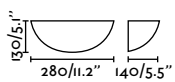


Snow



63285 ● Matt White 48,10€

Material	Body Plaster
Light Source	1 E14 max. 8W
Bulb incl.	No
Recom. Bulb	17461
Class	I
Voltage (V/Hz)	100V-240V/50-60Hz


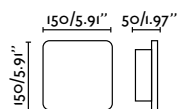


Elsa



63279 ● Matt White 104,50€

Material	Body Plaster
	Diff PC + Opal
Power	8W
Lumen Output	300lm
Light Source	SMD LED 3000K
Class	II
CRI	>80
Voltage (V/Hz)	220V-240V/50-60Hz


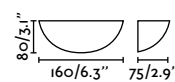


Cove



63480 ● White 44,25€

Material	Body Plaster
Power	4W
Lumen Output	270lm
Light Source	SMD LED 3000K
Class	I
CRI	>80
Voltage (V/Hz)	230V/50-60Hz



Snow

indoor

Surface



Tera



63184 ● Matt White 114,15€

Material	Body Plaster
Power	6W
Lumen Output	530lm
Light Source	SMD LED 2700K
Class	II
CRI	>80
Voltage (V/Hz)	220V-240V/50-60Hz

Luna



63225 ● Matt White 89,95€

Material	Body Plaster
	Diff PMMA + Opal
Power	5W
Lumen Output	300lm
Light Source	SMD LED 2700K
Class	II
CRI	>80
Voltage (V/Hz)	220V-240V/50-60Hz

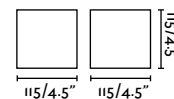

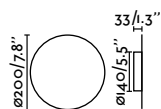

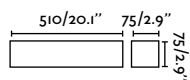
Kamen



63311 ● Beige 62,10€

63312 ● Grey 62,10€

Material	Body Concrete
Light Source	1 G9 max. 6W
Bulb incl.	No
Recom. Bulb	17466
Class	I
Voltage (V/Hz)	100V-240V/50-60Hz



indoor

Surface

Luna



Luna Ref. 63225
Thanks to BSB Alfombras

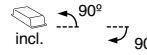
Magritte 300



- 61080 ● Satin Nickel **121,60€**
- 61083 ● Old Gold **121,60€**
- 61086 ● Matt Black **101,90€**

Material	Body Aluminium+Steel
	Diff PMMA + Opal
Power	6W
Lumen Output	380lm
Light Source	SMD LED 3000K
Class	II
CRI	>80
Voltage (V/Hz)	100V-240V/50-60Hz

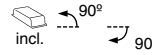
Magritte 450



- 61081 ● Satin Nickel **134,25€**
- 61084 ● Old Gold **134,25€**
- 61087 ● Matt Black **126,60€**


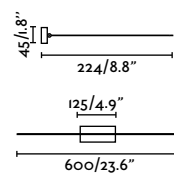

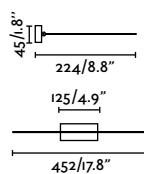

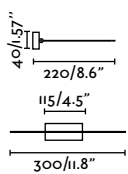
Material	Body Aluminium+Steel
	Diff PMMA + Opal
Power	8W
Lumen Output	500lm
Light Source	SMD LED 3000K
Class	II
CRI	>80
Voltage (V/Hz)	100V-240V/50-60Hz

Magritte 600



- 61082 ● Satin Nickel **158,60€**
- 61085 ● Old Gold **158,60€**
- 61088 ● Matt Black **152,10€**

Material	Body Aluminium+Steel
	Diff PMMA + Opal
Power	12W
Lumen Output	750lm
Light Source	SMD LED 3000K
Class	II
CRI	>80
Voltage (V/Hz)	220V-240V/50-60Hz



Magritte

indoor

Surface

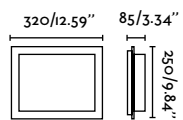


Diula 2L



62986 ● Satin Nickel 60,00€

Material	Body Steel
	Diff Glass + Opal
Light Source	2 E27 max. 15W
Bulb incl.	No
Recom. Bulb	17463
Class	I
Voltage (V/Hz)	100V-240V/50-60Hz

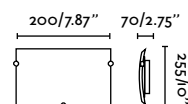


Diula



62987 ● Satin Nickel 45,70€

Material	Body Steel
	Diff Glass + Opal
Light Source	1 E27 max. 15W
Bulb incl.	No
Recom. Bulb	17463
Class	I
Voltage (V/Hz)	100V-240V/50-60Hz



Diula

indoor

Surface



Perla
Àlex & Manel Llusçà

IP44



- 40085 Old Gold **95,40€**
- 40086 Chrome **95,40€**
- 40087 Bronze **95,40€**
- 40088 Black **92,70€**

Material	Body Steel
	Diff Glass + Opal
Light Source	1 G9 max. 6W
Bulb incl.	No
Recom. Bulb	17443
Class	II
Voltage (V/Hz)	100V-240V/50-60Hz

Bianca
Àlex & Manel Llusçà

IP44



- 63510 Chrome **70,80€**

Material	Body Aluminium
	Diff Glass + Opal
Light Source	1 G9 max. 6W
Bulb incl.	No
Recom. Bulb	17443
Class	II
Voltage (V/Hz)	100V-240V/50-60Hz


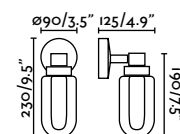
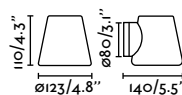
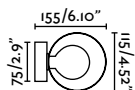
Brume
Àlex & Manel Llusçà

IP44



- 40076 Anthracite **163,00€**

Material	Body Steel
	Diff Glass + Opal
Power	3W
Lumen Output	200lm
Light Source	SMD LED 2700K
Class	II
CRI	>80
Voltage (V/Hz)	100V-240V/50-60Hz



indoor

Surface

Brume

Designed by Àlex & Manel Llusçà






Brume Ref. 40076
Thanks to Upper Interiorismo

Gala

IP44



- 63504  Chrome **106,30€**
- 63505  Satin Gold **106,30€**
- 63506  Matt Black **106,30€**

Material	Body Aluminium Diff Glass + Opal
Light Source	1 G9 max. 6W
Bulb incl.	No
Recom. Bulb	17495
Class	II
Voltage (V/Hz)	100V-240V/50-60Hz

Lago

IP44



- 63503  Chrome **95,10€**

Material	Body Aluminium Diff Glass + Opal
Light Source	1 G9 max. 6W
Bulb incl.	No
Recom. Bulb	17495
Class	II
Voltage (V/Hz)	100V-240V/50-60Hz

Ping

IP44


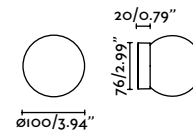
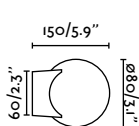
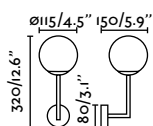


NEW



- 60010  Matt White **88,50€**
- 60011  Matt Black **88,50€**

Material	Body Aluminium Diff Glass + Opal
Power	7,8W
Lumen Output	732lm
Light Source	SMD LED 3000K
Class	II
CRI	90
Voltage (V/Hz)	220V-240V/50-60Hz



Gala, Lago & Ping



Ping Ref. 60011



Lago Ref. 63503



Gala Ref. 63506


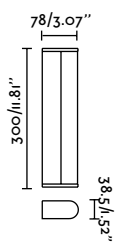
Tide 300

IP44  incl.



- 63520 Matt Black **99,90€**
- 63521 Chrome **104,80€**

Material	Body Aluminium Diff PMMA + Opal
Power	6W
Lumen Output	650lm
Light Source	SMD LED 3000K
Class	II
CRI	>=80
Voltage (V/Hz)	220V-240V/50-60Hz



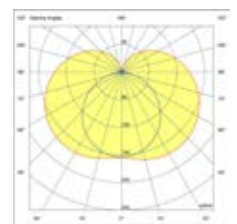
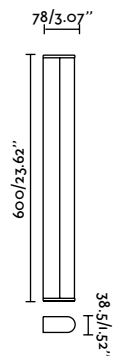
Tide 600

IP44  incl.



- 63522 Matt Black **128,50€**
- 63523 Chrome **135,20€**

Material	Body Aluminium Diff PMMA + Opal
Power	9W
Lumen Output	966lm
Light Source	SMD LED 3000K
Class	II
CRI	>=80
Voltage (V/Hz)	220V-240V/50-60Hz



Tide

NEW

indoor

Surface



Volga 310

IP44  incl.




- 63507  Chrome **106,30€**
- 63512  Matt Black **106,30€**

Material	Body Aluminium Diff PMMA + Opal
Power	5W
Lumen Output	350lm
Light Source	SMD LED 3000K
Class	II
CRI	>80
Voltage (V/Hz)	100V-240V/50-60Hz

Volga 600

IP44  incl.



- 63508  Chrome **122,20€**
- 63513  Matt Black **122,20€**

Material	Body Aluminium Diff PMMA + Opal
Power	12W
Lumen Output	850lm
Light Source	SMD LED 3000K
Class	II
CRI	>80
Voltage (V/Hz)	100V-240V/50-60Hz




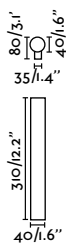
Volga 900

IP44  incl.



- 63509  Chrome **139,00€**
- 63514  Matt Black **139,00€**

Material	Body Aluminium Diff PMMA + Opal
Power	18W
Lumen Output	1300lm
Light Source	SMD LED 3000K
Class	II
CRI	>80
Voltage (V/Hz)	100V-240V/50-60Hz



indoor

Surface

Volga



Volga 310 Ref. 63512

Danubio 285

IP44  incl.



- 63600  Chrome **116,70€**
- 63603  Bronze **116,70€**

Material	Body Aluminium Diff Glass + Opal
Power	9W
Lumen Output	600lm
Light Source	SMD LED 2700K
Class	II
CRI	>80
Voltage (V/Hz)	100V-240V/50-60Hz

Danubio 395

IP44  incl.



- 63601  Chrome **168,20€**
- 63604  Bronze **166,14€**

Material	Body Aluminium Diff Glass + Opal
Power	12W
Lumen Output	800lm
Light Source	SMD LED 2700K
Class	II
CRI	>80
Voltage (V/Hz)	100V-240V/50-60Hz


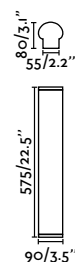

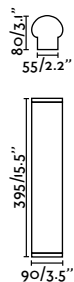

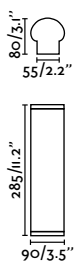
Danubio 575

IP44  incl.



- 63602  Chrome **202,80€**
- 63605  Bronze **197,60€**

Material	Body Aluminium Diff Glass + Opal
Power	18W
Lumen Output	1080lm
Light Source	SMD LED 2700K
Class	II
CRI	>80
Voltage (V/Hz)	100V-240V/50-60Hz



Danubio

indoor


Surface



Nilo 600


IP44  incl.



- 63316  Matt Black 119,90€
- 63318  Chrome 119,90€

Material	Body Aluminium
	Diff PMMA + Opal
Power	12W
Lumen Output	950lm
Light Source	SMD LED 3000K
Class	II
CRI	>80
Voltage (V/Hz)	100V-240V/50-60Hz


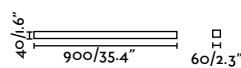

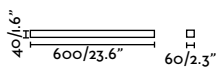
Nilo 900

IP44  incl.



- 63317  Matt Black 179,80€
- 63319  Chrome 179,80€

Material	Body Aluminium
	Diff PMMA + Opal
Power	18W
Lumen Output	1400lm
Light Source	SMD LED 3000K
Class	II
CRI	>80
Voltage (V/Hz)	100V-240V/50-60Hz



Nilo

indoor

Surface

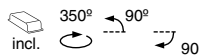




102

SPOT LIGHTS

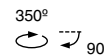
Stan LED



- 43726 Matt White + Matt Black **119,20€**
- 43727 Matt Black **119,20€**

Material	Body Aluminium
	Diff PC + Transparent
Power	12W
Lumen Output	1200lm
Light Source	COB LED 2700K
Class	I
CRI	>90
Voltage (V/Hz)	220V-240V/50-60Hz

Stan



- 43722 Matt White + Matt Black **54,80€**
- 43723 Matt Black **54,80€**
- 43762 Satin Gold + Matt Black **64,20€**
- 43763 NEW Terracotta + Matt Black **56,20€**

Material	Body Aluminium+ABS
Light Source	1 GU10 max. 5W
Bulb incl.	No
Recom. Bulb	97685327
Class	I
Voltage (V/Hz)	100V-240V/50-60Hz

Accessories



- 43728 Matt White **7,20€**
- 43729 Matt Gold **7,20€**

Material Body ABS



- Linear spread lens**
- 43728 Matt White **7,20€**
 - 43729 Matt Gold **7,20€**

Material Body ABS

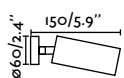

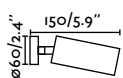
Honey comb

- 43728 Matt White **7,20€**
- 43729 Matt Gold **7,20€**

Material Body ABS

- Spread lens**
- 43728 Matt White **7,20€**
 - 43729 Matt Gold **7,20€**

Material Body ABS



Stan

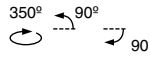
indoor

Spotlights



Stan LED Ref. 43727

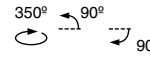
Stan



- 43740 Matt White 55,00€
- 43741 Matt Black 55,00€

Material	Body Aluminium
Light Source	1 GU10 max. 5W
Bulb incl.	No
Recom. Bulb	97685327
Class	I
Voltage (V/Hz)	100V-240V/50-60Hz

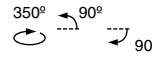
Stan 2L



- 43742 Matt White 93,40€
- 43743 Matt Black 93,40€

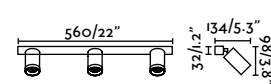
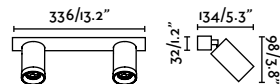
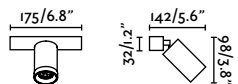
Material	Body Aluminium
Light Source	2 GU10 max. 5W
Bulb incl.	No
Recom. Bulb	97685327
Class	I
Voltage (V/Hz)	100V-240V/50-60Hz

Stan 3L



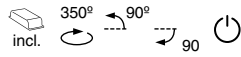
- 43744 Matt White 119,00€
- 43745 Matt Black 119,00€

Material	Body Aluminium
Light Source	3 GU10 max. 5W
Bulb incl.	No
Recom. Bulb	97685327
Class	I
Voltage (V/Hz)	100V-240V/50-60Hz





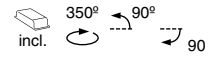
Lao
Nahtrang



- 29039 ● Matt Black 49,40€
- 29040 ● Matt White 49,40€

Material	Body Aluminium+ABS
	Diff PMMA + Opal
Power	4W
Lumen Output	367lm
Light Source	SMD LED 3000K
Class	I
CRI	>80
Voltage (V/Hz)	220V-240V/50-60Hz

Lao 3L
Nahtrang


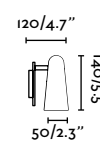

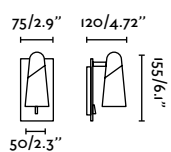


- 29043 ● Matt Black 128,20€

Material	Body Aluminium+ABS
	Diff PMMA + Opal
Power	3x4W
Lumen Output	3x367lm
Light Source	SMD LED 3000K
Class	I
CRI	>80
Voltage (V/Hz)	220V-240V/50-60Hz



Table&Floor
122

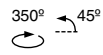


Lao

Designed by Nahtrang



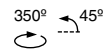
Coco
Faro Lab



- 40660 Matt White **29,80€**
- 40661 Matt Black **29,80€**
- 40662 Matt Black + Green **31,40€**
- 40663 Matt Black + Terracotta **31,40€**

Material	Body ABS+Steel
Light Source	1 GU10 max. 8W
Bulb incl.	No
Recom. Bulb	97685327
Class	I
Voltage (V/Hz)	100V-240V/50-60Hz

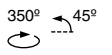
Coco 2L
Faro Lab



- 40664 Matt White **59,40€**
- 40665 Matt Black **59,40€**

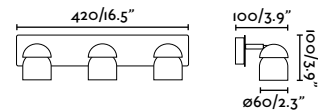
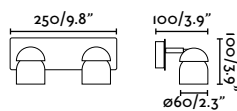
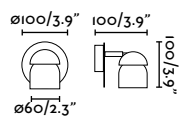
Material	Body ABS+Steel
Light Source	2 GU10 max. 8W
Bulb incl.	No
Recom. Bulb	97685327
Class	I
Voltage (V/Hz)	100V-240V/50-60Hz

Coco 3L
Faro Lab



- 40666 Matt White **87,70€**
- 40667 Matt Black **87,70€**

Material	Body ABS+Steel
Light Source	3 GU10 max. 8W
Bulb incl.	No
Recom. Bulb	97685327
Class	I
Voltage (V/Hz)	100V-240V/50-60Hz



Coco

Designed by Faro Lab

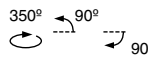


Coco Ref. 40663



Coco 2L Ref. 40665

Stone
Àlex & Manel Llusçà



43500

●● Grey + Matt Black 59,40€

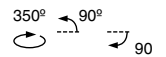
Stone 2L
Àlex & Manel Llusçà



43501

●● Grey + Matt Black 118,00€

Stone 3L
Àlex & Manel Llusçà



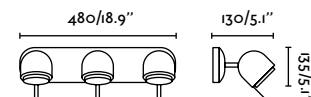
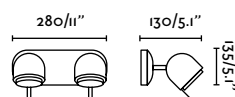
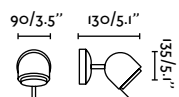
43502

●● Grey + Matt Black 176,50€

Material	Body Concrete+Steel
Light Source	1 GU10 max. 8W
Bulb incl.	No
Recom. Bulb	97685327
Class	I
Voltage (V/Hz)	100V-240V/50-60Hz

Material	Body Concrete+Steel
Light Source	2 GU10 max. 8W
Bulb incl.	No
Recom. Bulb	97685327
Class	I
Voltage (V/Hz)	100V-240V/50-60Hz

Material	Body Concrete+Steel
Light Source	3 GU10 max. 8W
Bulb incl.	No
Recom. Bulb	97685327
Class	I
Voltage (V/Hz)	100V-240V/50-60Hz



indoor

Spotlights

Stone

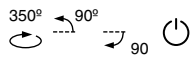
Designed by Àlex & Manel Llusca



Stone Ref. 43500

535

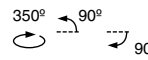
Orleans
Nahträng



- 43520 Matt White **52,10€**
- 43521 Matt Black **52,10€**
- 43522 Chrome + Matt Black **55,00€**

Material	Body Steel
Light Source	1 GU10 max. 8W
Bulb incl.	No
Recom. Bulb	97685327
Class	I
Voltage (V/Hz)	100V-240V/50-60Hz

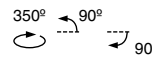
Orleans 2L
Nahträng



- 43525 Chrome + Matt Black **90,00€**

Material	Body Steel
Light Source	2 GU10 max. 8W
Bulb incl.	No
Recom. Bulb	97685327
Class	I
Voltage (V/Hz)	100V-240V/50-60Hz

Orleans 3L
Nahträng

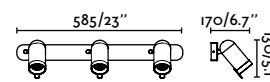
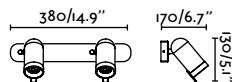
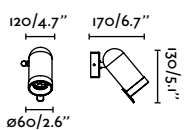


- 43527 Matt Black **120,00€**
- 43528 Chrome + Matt Black **126,00€**

Material	Body Steel
Light Source	3 GU10 max. 8W
Bulb incl.	No
Recom. Bulb	97685327
Class	I
Voltage (V/Hz)	100V-240V/50-60Hz



Ceiling
292

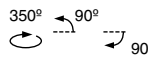


Orleans

Designed by Nahrang



Ring
Àlex & Manel Lluscà



- 40550 Matt White + Chrome **31,60€**
- 40551 Dark Grey + Chrome **31,60€**

Material	Body Steel
Light Source	1 GU10 max. 8W
Bulb incl.	No
Recom. Bulb	97685327
Class	I
Voltage (V/Hz)	100V-240V/50-60Hz

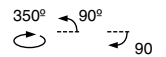
Link
Estudi Ribaudí



- 29873 Matt White **40,60€**
- 29874 Matt Black **40,60€**
- 29897 Bronze **57,20€**

Material	Body Steel
Light Source	1 GU10 max. 8W
Bulb incl.	No
Recom. Bulb	97685327
Class	I
Voltage (V/Hz)	100V-240V/50-60Hz

Link 2L
Estudi Ribaudí



- 29875 Matt White **77,80€**
- 29876 Matt Black **77,80€**

Material	Body Steel
Light Source	2 GU10 max. 8W
Bulb incl.	No
Recom. Bulb	97685327
Class	I
Voltage (V/Hz)	100V-240V/50-60Hz



Ceiling
292



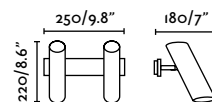
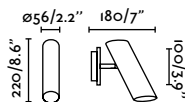
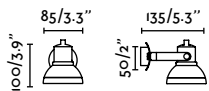
Table & Floor
120



Track
586



Wall
538



Link

Designed by Estudi Ribaudí



205



RECESSED

Domino
Aldanondoyfdez



63313 ● Matt White 104,40€


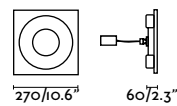

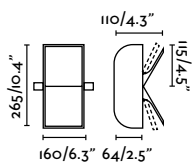
Material	Body Plaster
	Diff PMMA + Opal
Power	6W
Lumen Output	200lm
Light Source	SMD LED 2700K
Class	II
CRI	>=80
Voltage (V/Hz)	100V-240V/50-60Hz
Cut out	265x160

Navi



63481 ● White 185,50€

Material	Body Plaster
Power	10W
Lumen Output	630lm
Light Source	SMD LED 3000K
Class	II
CRI	>80
Voltage (V/Hz)	220V-240V/50-60Hz
Cut out	273x273



Domino & Navi

This plaster luminaire is fully integrated into the wall.

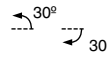


As it is made of plaster, it can be painted the same colour as the wall and integrate it into the space.



Domino Ref. 63313

Neu



63286 ● Matt White 47,50€


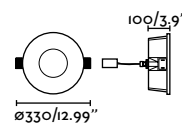
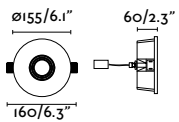
Material	Body Plaster
Light Source	1 GU5.3 MR16 max. 8W
Bulb incl.	No
Recom. Bulb	97686227
Class	III
Voltage (V/Hz)	100V-240V/50-60Hz
Cut out	ø160

Nord



63290 ● Matt White 122,00€

Material	Body Plaster
	Diff PMMA + Opal
Power	18W
Lumen Output	1400lm
Light Source	SMD LED 3000K
Class	III
CRI	>80
Cut out	ø305
Recom. Driver	98310118LC



*Drivers info pag. 596-597

Nord

indoor

Recessed



Nord Ref. 63290

545

Plas RCT



NEW



63491 NEW ● White 76,10€

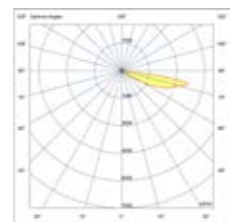
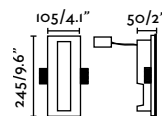
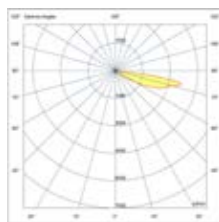
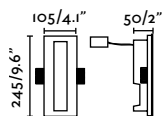
Material	Body Plaster
Power	3W
Lumen Output	177 lm
Light Source	HIGH POWER LED 2700K
Class	III
CRI	>80
Voltage (V/Hz)	100V-240V/50-60Hz
Cut out	248x113

Plas RCT



63490 ● White 76,10€

Material	Body Plaster
Power	3W
Lumen Output	200lm
Light Source	HIGH POWER LED 3000K
Class	II
CRI	>80
Voltage (V/Hz)	100V-240V/50-60Hz
Cut out	248x113



*Drivers info pag. 596-597

indoor

Recessed


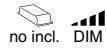
Plas



Plas RCT Ref. 63490

Thanks to Lucía Buiza | Photo by Pablo Gómez-Ogando Rodríguez


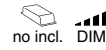
Plas oval



63281 ● Matt White 57,00€

Material	Body Plaster
Power	1W
Lumen Output	112lm
Light Source	HIGH POWER LED 3000K
Class	III
CRI	>80
Cut out	175x110
Recom. Driver	98310103

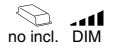
Plas linear



63282 ● Matt White 69,30€

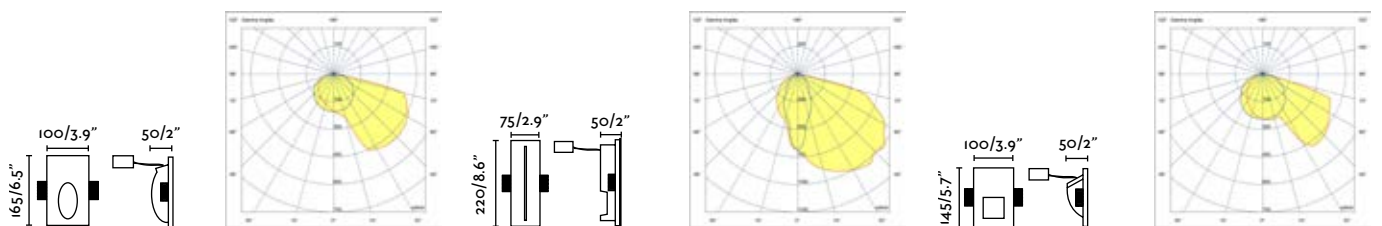
Material	Body Plaster
Power	1W
Lumen Output	112lm
Light Source	HIGH POWER LED 3000K
Class	III
CRI	>80
Cut out	231x85
Recom. Driver	98310103

Plas SQ



63283 ● Matt White 69,30€

Material	Body Plaster
Power	1W
Lumen Output	112lm
Light Source	HIGH POWER LED 3000K
Class	III
CRI	>80
Cut out	155x110
Recom. Driver	98310103




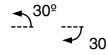
*Drivers info pag. 596-597

indoor

Recessed



Hyde R Orientable



- 40118 Matt White 22,50€
- 40119 Matt Black 22,50€

Material	Body Steel
Light Source	1 GU10 max. 8W
Bulb incl.	No
Recom. Bulb	17316
Voltage (V/Hz)	100V-240V/50-60Hz
Socket incl.	No
Recom. Socket	43065
Cut out	ø83

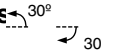
Hyde R



- 40114 Matt White 18,30€
- 40115 Matt Black 18,30€

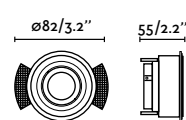
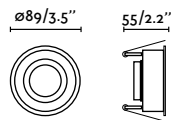
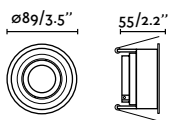
Material	Body Steel
Light Source	1 GU10 max. 8W
Bulb incl.	No
Recom. Bulb	17316
Voltage (V/Hz)	100V-240V/50-60Hz
Socket incl.	No
Recom. Socket	43065
Cut out	ø83

Hyde R Orientable Trimless



- 40110 Matt White 24,20€
- 40111 Matt Black 24,20€

Material	Body Steel
Light Source	1 GU10 max. 8W
Bulb incl.	No
Recom. Bulb	17316
Voltage (V/Hz)	100V-240V/50-60Hz
Socket incl.	No
Recom. Socket	43065
Cut out	ø83



Hyde

indoor

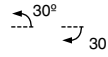
Recessed



Plus RCT Ref. 63490

Thanks to Limes Architetti | Photo by Angelo Talia

Hyde SQ Orientable



- 40120 Matt White 22,50€
- 40121 Matt Black 22,50€

Material	Body Steel
Light Source	1 GU10 max. 8W
Bulb incl.	No
Recom. Bulb	17316
Voltage (V/Hz)	100V-240V/50-60Hz
Socket incl.	No
Recom. Socket	43065
Cut out	83x83

Hyde SQ

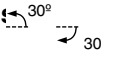
IP44



- 40116 Matt White 18,30€
- 40117 Matt Black 18,30€

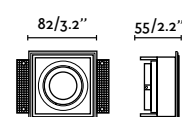
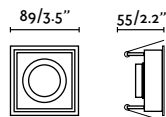
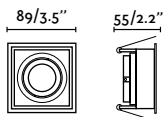
Material	Body Steel
Light Source	1 GU10 max. 8W
Bulb incl.	No
Recom. Bulb	17316
Voltage (V/Hz)	100V-240V/50-60Hz
Socket incl.	No
Recom. Socket	43065
Cut out	83x83

Hyde SQ Orientable Trimless



- 40112 Matt White 24,20€
- 40113 Matt Black 24,20€

Material	Body Steel
Light Source	1 GU10 max. 8W
Bulb incl.	No
Recom. Bulb	17316
Voltage (V/Hz)	100V-240V/50-60Hz
Socket incl.	No
Recom. Socket	43065
Cut out	102x93

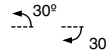


indoor

Recessed

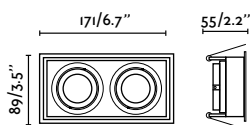


Hyde SQ Orientable 2L



- 40126 ● Matt White 41,50€
 40127 ● Matt Black 41,50€

Material	Body Steel
Light Source	2 GU10 max. 8W
Bulb incl.	No
Recom. Bulb	17316
Voltage (V/Hz)	100V-240V/50-60Hz
Socket incl.	No
Recom. Socket	43065
Cut out	83x165



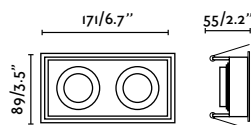
Hyde SQ 2L

IP44

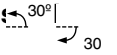


- 40124 ● Matt White 32,20€
 40125 ● Matt Black 32,20€

Material	Body Steel
Light Source	2 GU10 max. 8W
Bulb incl.	No
Recom. Bulb	17316
Voltage (V/Hz)	100V-240V/50-60Hz
Socket incl.	No
Recom. Socket	43065
Cut out	83x165

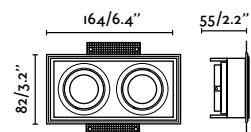


Hyde SQ Orientable Trimless



- 40122 ● Matt White 41,80€
 40123 ● Matt Black 41,80€

Material	Body Steel
Light Source	2 GU10 max. 8W
Bulb incl.	No
Recom. Bulb	17316
Voltage (V/Hz)	100V-240V/50-60Hz
Socket incl.	No
Recom. Socket	43065
Cut out	182x93

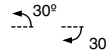


indoor

Recessed



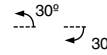
Radon SQ



- 43396 Matt White 17,70€
- 43406 Matt Black 17,80€

Material	Body Aluminium
Light Source	1 GU10 max. 8W
Bulb incl.	No
Recom. Bulb	17316
Voltage (V/Hz)	100V-240V/50-60Hz
Socket incl.	No
Recom. Socket	43065
Cut out	ø80

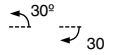
Radon RCT



- 43397 Matt White 35,00€
- 43407 Matt Black 35,00€

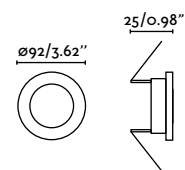
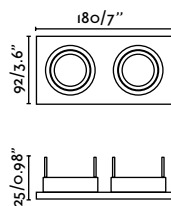
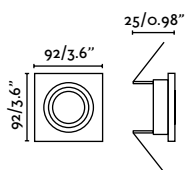
Material	Body Aluminium
Light Source	2 GU10 max. 8W
Bulb incl.	No
Recom. Bulb	17316
Voltage (V/Hz)	100V-240V/50-60Hz
Socket incl.	No
Recom. Socket	43065
Cut out	80x170

Radon R



- 43398 Matt White 17,70€
- 43408 Matt Black 17,80€

Material	Body Aluminium
Light Source	1 GU10 max. 8W
Bulb incl.	No
Recom. Bulb	17316
Voltage (V/Hz)	100V-240V/50-60Hz
Socket incl.	No
Recom. Socket	43065
Cut out	ø80



Radon

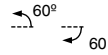
indoor

Recessed



Radon R Ref. 43398
Thanks to RODES arquitectura&diseño | Photo by Germán Cabo

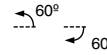
Argon SQ



- 43402 ● Matt White 21,00€
 43412 ● Matt Black 21,00€

Material	Body Aluminium
Light Source	1 GU10 max. 8W
Bulb incl.	No
Recom. Bulb	17316
Voltage (V/Hz)	100V-240V/50-60Hz
Socket incl.	No
Recom. Socket	43065
Cut out	100x100

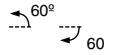
Argon RCT



- 43403 ● Matt White 39,80€
 43413 ● Matt Black 40,00€

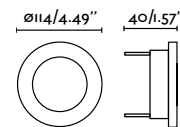
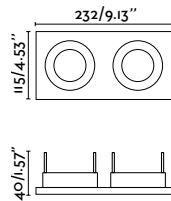
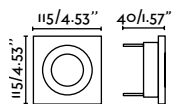
Material	Body Aluminium
Light Source	2 GU10 max. 8W
Bulb incl.	No
Recom. Bulb	17316
Voltage (V/Hz)	100V-240V/50-60Hz
Socket incl.	No
Recom. Socket	43065
Cut out	220x102

Argon R



- 43401 ● Matt White 21,00€
 43411 ● Matt Black 21,00€

Material	Body Aluminium
Light Source	1 GU10 max. 8W
Bulb incl.	No
Recom. Bulb	17316
Voltage (V/Hz)	100V-240V/50-60Hz
Socket incl.	No
Recom. Socket	43065
Cut out	ø100



Argon

indoor

Recessed



Neon SQ



- 43400 ● Matt White 10,80€
 43410 ● Matt Black 10,80€

Material	Body Aluminium
Light Source	1 GU10 max. 8W
Bulb incl.	No
Recom. Bulb	17316
Voltage (V/Hz)	100V-240V/50-60Hz
Socket incl.	No
Recom. Socket	43065
Cut out	70x70

Neon R



- 43399 ● Matt White 10,80€
 43409 ● Matt Black 10,80€

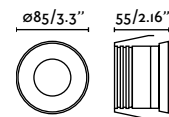
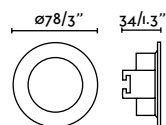
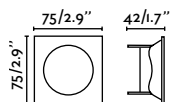
Material	Body Aluminium
Light Source	1 GU10 max. 8W
Bulb incl.	No
Recom. Bulb	17316
Voltage (V/Hz)	100V-240V/50-60Hz
Socket incl.	No
Recom. Socket	43065
Cut out	ø65

Gas



- 43404 ● Matt White 16,50€
 43405 ● Matt Black 16,50€

Material	Body Aluminium
Light Source	1 GU10 max. 8W
Bulb incl.	No
Recom. Bulb	17316
Voltage (V/Hz)	100V-240V/50-60Hz
Socket incl.	No
Recom. Socket	43065
Cut out	ø76



indoor

Recessed

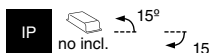
Neon



Neon R Ref. 43399

Thanks to Rez Estudio | Photo by Carla Capdevila

Nais Orientable



02111001 ● White 55,10€
02111002 ● Black 55,10€

Material	Body Aluminium+Steel Diff PMMA + Transparent
Power	7W
Lumen Output	625lm
Light Source	COB LED 2700K
Class	III
CRI	>=90
Beam angle	36°
Cut out	ø76
Recom. Driver	98310620

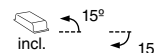
Nais



02121001 ● White 51,50€
02121002 ● Black 51,50€


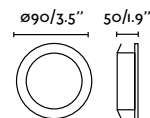

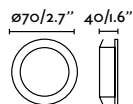

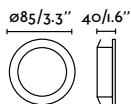
Material	Body Aluminium+Steel Diff PMMA + Transparent
Power	7W
Lumen Output	625lm
Light Source	COB LED 2700K
Class	III
CRI	>=90
Beam angle	36°
Cut out	ø60
Recom. Driver	98310620

Koi



42921 ● Matt White 37,10€

Material	Body PC Diff PC + Opal
Power	6W
Lumen Output	400lm
Light Source	SMD LED 3000K
Class	II
CRI	>80
Voltage (V/Hz)	220V-240V/50-60Hz
Cut out	ø72



*Drivers info pag. 596-597

*Drivers info pag. 596-597

Nais

indoor

Recessed


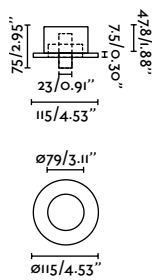


Click



- 43600 Matt White 94,00€
- 43601 Matt Black 94,00€

Material	Body Aluminium
	Diff PC + Transparent
Power	3,2W
Lumen Output	252lm
Light Source	SMD LED 2700K
Class	II
CRI	85
Voltage (V/Hz)	100V-240V/50-60Hz
Cut out	80



Click

indoor

Recessed



Click Ref. 43600



Click Ref. 43601

Wet



02100801 ● Matt White **23,80€**

Material	Body Steel
	Diff Glass + Transparent
Light Source	1 GU10 max. 8W
Bulb incl.	No
Recom. Bulb	17316
Voltage (V/Hz)	100V-240V/50-60Hz
Cut out	ø65


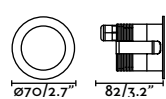


Clear



02100301 ● Matt White **65,30€**

Material	Body Aluminium
	Diff Glass + Transparent
Power	7W
Lumen Output	403lm
Light Source	COB LED 3000K
Class	III
CRI	>80
Beam angle	36°
Cut out	ø60
Recom. Driver	98310620


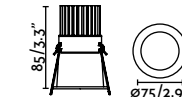


Wabi



43900 ● Matt White **34,80€**

Material	Body Aluminium
	Diff PC + Transparent
Power	10W
Lumen Output	600lm
Light Source	COB LED
Dimmable K	1800 - 3200K
Class	III
CRI	>=90
Beam angle	60°
Cut out	ø70
Recom. Driver	98310110LC



*Drivers info pag. 596-597

*Drivers info pag. 596-597

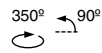
Clear

indoor

Recessed



Stan recessed



Ebba



Moist

IP44



- 43752 ● Matt White 44,60€
- 43753 ● Matt Black 44,60€
- 43761 ● Satin Gold 49,50€

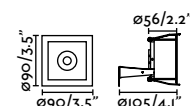

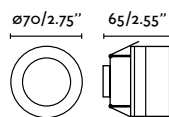
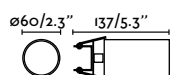
- 42919 ● Satin Nickel 48,20€

- 02100901 ● Matt White 31,20€

Material	Body Aluminium+ABS
Light Source	1 GU10 max. 5W
Bulb incl.	No
Recom. Bulb	97685327
Class	I
Voltage (V/Hz)	100V-240V/50-60Hz
Cut out	ø50

Material	Body Aluminium
	Diff PMMA + Opal
Power	4W
Lumen Output	304lm
Light Source	SMD LED 3000K
Class	II
CRI	>80
Voltage (V/Hz)	220V-240V/50-60Hz
Cut out	ø63

Material	Body Steel
	Diff Glass + Transparent
Light Source	1 GU10 max. 8W
Bulb incl.	No
Recom. Bulb	17316
Class	II
Voltage (V/Hz)	100V-240V/50-60Hz
Cut out	78x78



*Accessories page 526

*Drivers info pag. 596-597

Stan



Fox

no incl. DIM



- 02101001 ● Matt White 33,90€
- 02101002 ● Matt Black 33,90€

Material	Body Aluminium
	Diff Glass + Transparent
Power	5W
Lumen Output	500lm
Light Source	COB LED 2700K
Class	III
CRI	>80
Beam angle	25°
Cut out	ø35
Recom. Driver	98310306


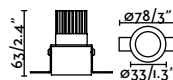

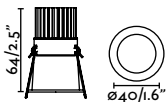
Fox Trimless

no incl. DIM



- 02101101 ● Matt White 38,90€
- 02101102 ● Matt Black 38,90€

Material	Body Aluminium
	Diff Glass + Transparent
Power	5W
Lumen Output	500lm
Light Source	COB LED 2700K
Class	III
CRI	>=90
Beam angle	25°
Cut out	ø45
Recom. Driver	98310306



*Drivers info pag. 596-597

570

*Drivers info pag. 596-597

Fox

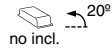
indoor

Recessed



Fox Ref. 02101002
Thanks to Anna Brotons & AB Interior Design | Photo by Estudio Ampersand

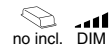
Fox 50 Orientable



- 02101301 ● Matt White 43,30€
 02101302 ● Matt Black 43,30€

Material	Body Aluminium
	Diff Glass + Transparent
Power	5W
Lumen Output	500lm
Light Source	COB LED 2700K
Class	III
CRI	>80
Beam angle	25°
Cut out	ø45
Recom. Driver	98310306

Fox 50



- 02101501 ● Matt White 59,50€

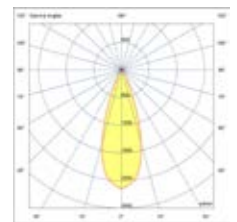


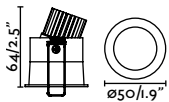
Material	Body Aluminium
	Diff Glass + Transparent
Power	7W
Lumen Output	535lm
Light Source	COB LED 2700K
Class	III
CRI	>80
Beam angle	36°
Cut out	ø40
Recom. Driver	98310620

Fox 65



- 02101601 ● Matt White 71,80€

Material	Body Aluminium
	Diff Glass + Transparent
Power	10W
Lumen Output	680lm
Light Source	COB LED 2700K
Class	III
CRI	>80
Beam angle	36°
Cut out	ø55
Recom. Driver	98310620



*Drivers info pag. 596-597

*Drivers info pag. 596-597

*Drivers info pag. 596-597



Fresh IP44

IP44



- 02200501 Matt White 32,10€
- 02200502 Matt Black 32,10€
- 02200503 Matt Gold 32,75€

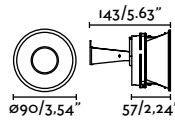
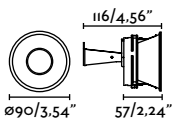
Material	Body Aluminium Diff Glass + Transparent
Light Source	1 GU10 max. 8W
Bulb incl.	No
Recom. Bulb	17316
Class	II
Voltage (V/Hz)	100V-240V/50-60Hz
Cut out	ø83

Fresh



- 02100501 Matt White 26,90€
- 02100502 Matt Black 26,90€
- 02100503 Matt Gold 28,10€

Material	Body Aluminium
Light Source	1 GU10 max. 8W
Bulb incl.	No
Recom. Bulb	17316
Class	II
Voltage (V/Hz)	100V-240V/50-60Hz
Cut out	ø83



Fresh

indoor

Recessed



Fresh Trimless



- 02100701 ● Matt White 36,00€
 02100702 ● Matt Black 36,00€

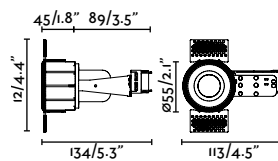
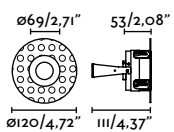
Material	Body Aluminium
Light Source	1 GU10 max. 8W
Bulb incl.	No
Recom. Bulb	17316
Class	II
Voltage (V/Hz)	100V-240V/50-60Hz
Cut out	ø90

Fresh E27 Trimless



- 02300101 ● White 41,40€

Material	Body Aluminium
Light Source	1 E27 max. 8W
Bulb incl.	No
Recom. Bulb	17465
Class	I
Voltage (V/Hz)	100V-240V/50-60Hz
Cut out	ø90



indoor

Recessed



Fresh Wall Washer



- 02100601 Matt White 27,00€
- 02100602 Matt Black 27,00€
- 02100603 Matt Gold 28,10€

Material	Body Aluminium
Light Source	1 GU10 max. 8W
Bulb incl.	No
Recom. Bulb	17316
Class	II
Voltage (V/Hz)	100V-240V/50-60Hz
Cut out	ø83

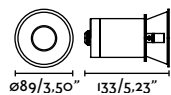
Fresh IP65

IP65



- 02101401 Matt White 65,60€
- 02101402 Matt Black 65,60€

Material	Body Aluminium
	Diff Glass + Transparent
Light Source	1 GU10 max. 8W
Bulb incl.	No
Recom. Bulb	17316
Class	I
Voltage (V/Hz)	100V-240V/50-60Hz
Cut out	ø83



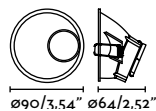
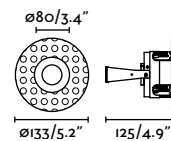
Fresh IP65 Trimless

IP65



- 02400101 Matt White 82,60€
- 02400102 Matt Black 82,60€

Material	Body Aluminium
	Diff Glass + Transparent
Light Source	1 GU10 max. 8W
Bulb incl.	No
Recom. Bulb	17316
Class	I
Voltage (V/Hz)	100V-240V/50-60Hz
Cut out	ø83



indoor

Recessed



Son 112



42928 ● Matt White 33,00€


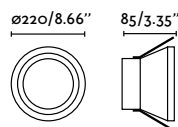

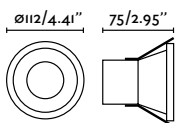
Material	Body Aluminium
	Diff PMMA + Opal
Power	8W
Lumen Output	580lm
Light Source	SMD LED 2700K
Class	I
CRI	>80
Voltage (V/Hz)	220V-240V/50-60Hz
Cut out	ø100

Son 220



42929 2700K ● Matt White 94,00€
42930 4000K ● Matt White 94,00€

Material	Body Aluminium
	Diff PMMA + Opal
Power	24W
Lumen Output	2000lm
Light Source	SMD LED
Class	I
CRI	>80
Voltage (V/Hz)	220V-240V/50-60Hz
Cut out	ø205



Son

indoor

Recessed



Ted

IP44 incl.



42926 ● Matt White 56,20€

Material	Body Aluminium Diff PMMA + Opal
Power	15W
Lumen Output	1200lm
Light Source	SMD LED 3000K
Class	I
CRI	>80
Voltage (V/Hz)	220V-240V/50-60Hz
Beam angle	160°
Cut out	ø150

Tod

IP44 incl.



42927 ● Matt White 83,00€

Material	Body Aluminium Diff PMMA + Opal
Power	20W
Lumen Output	2000lm
Light Source	SMD LED 3000K
Class	I
CRI	>80
Voltage (V/Hz)	220V-240V/50-60Hz
Beam angle	160°
Cut out	ø160


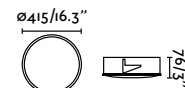

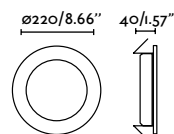

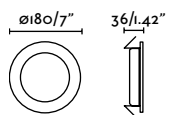
Luan

IP44 incl.



42931 ● Matt White 207,60€

Material	Body Aluminium Diff PMMA + Opal
Power	40W
Lumen Output	3200lm
Light Source	SMD LED 3000K
Class	II
CRI	>80
Voltage (V/Hz)	100V-240V/50-60Hz
Cut out	ø375



Ted

indoor

Recessed



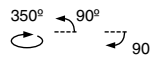


INDOOR

LIGHTING

TRACK

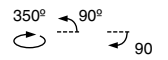
Link
Estudi Ribaudí



- 29871 Matt White **73,20€**
- 29872 Matt Black **73,20€**
- 29896 Bronze **88,10€**

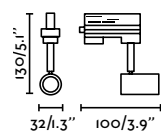
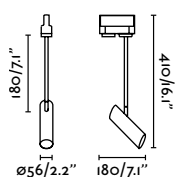

Material	Body Steel+ABS
Light Source	1 GU10 max. 8W
Bulb incl.	No
Recom. Bulb	97685327
Class	I
Voltage (V/Hz)	100V-240V/50-60Hz

Plot



- 64202 Matt White **45,10€**
- 64203 Matt Black **45,10€**

Material	Body Steel+ABS
Light Source	1 GU10 max. 8W
Bulb incl.	No
Recom. Bulb	17316 (white) 17324 (black)
Class	I
Voltage (V/Hz)	100V-240V/50-60Hz



Link

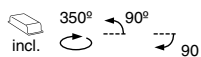
Designed by Estudi Ribaudí



Link Ref. 29872

Thanks to João Nuno Macedo, Ricardo Silva, Marta Machado | Photo by José Campos

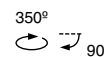
Stan LED



- 43724 Matt White 124,80€
- 43725 Matt Black 124,80€

Material	Body Aluminium
	Diff PC + Transparent
Power	12W
Lumen Output	1200lm
Light Source	COB LED 2700K
Class	I
CRI	>80
Voltage (V/Hz)	220V-240V/50-60Hz

Stan



- 43720 Matt White 61,80€
- 43721 Matt Black 61,80€
- 43757 Satin Gold 71,20€

Material	Body Aluminium+ABS
Light Source	1 GU10 max. 5W
Bulb incl.	No
Recom. Bulb	97685327
Class	I
Voltage (V/Hz)	100V-240V/50-60Hz

Accessories



Surface track 1mts

- 43728 Matt White 7,20€
- 43729 Matt Gold 7,20€

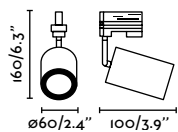


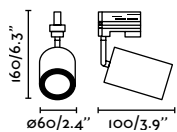
Material Body ABS



Surface track 2mts

- 43728 Matt White 7,20€
- 43729 Matt Gold 7,20€

Material Body ABS



*Accessories page 526

Stan

indoor

Track

























Stan LED Ref. 43724




589














































BULBS



















LED Module	Ref	Socket	K	lm	CRI	I.E.E.	P	Beam	Dimm	DC Current	Hrs.	*Driver not incl.	
	18030	—	2700	958	90	G	12W	12°	✓	350 mA	50.000	98310114C / 98310115	30,85€
	18031	—	2700	1140	90	F	12W	36°	✓	350 mA	50.000	98310114C / 98310115	30,85€
	18032	—	3000	962	90	G	12W	12°	✓	350 mA	50.000	98310114C / 98310115	30,85€
	18033	—	3000	1170	90	F	12W	36°	✓	350 mA	50.000	98310114C / 98310115	30,85€
	18034	—	4000	1021	90	G	12W	12°	✓	350 mA	50.000	98310114C / 98310115	30,85€
	18035	—	4000	1130	90	F	12W	36°	✓	350 mA	50.000	98310114C / 98310115	30,85€

GU10	Ref	Socket	K	lm	CRI	I.E.E.	P	Beam	Dimm	V	Hz	Hrs.	Caract.	Size	
	17333 NEW	GU10	2700	440	80	F	5W	60°	—	220-240	50/60	15.000	—	ø50/1,9" 50/1,9"	7,50€
	17328	GU10	2700	560	80	F	7W	120°	—	220-240	50/60	15.000	—	ø50/1,9" 55/2,3"	5,90€
	17329	GU10	4000	560	80	F	7W	120°	—	220-240	50/60	15.000	—	ø50/1,9" 55/2,3"	5,90€
	17330	GU10	3000	500	80	E	7W	38°	—	220-240	50/60	15.000	Glass	ø50/1,9" 55/2,3"	13,85€
	17309	GU10	3000	545	>90	G	7W	40°	—	220-240	50/60	25.000	—	ø50/1,9" 54/2,1"	11,10€
	17316	GU10	2700	632	80	F	8W	38°	—	220-240	50/60	25.000	—	ø50/1,9" 54/2,1"	10,70€
	17317	GU10	4000	737	80	F	8W	38°	—	220-240	50/60	25.000	—	ø50/1,9" 54/2,1"	10,70€
	17320	GU10	2700	604	80	G	8W	60°	—	100-240	50/60	25.000	—	ø50/1,9" 54/2,1"	10,70€
	17321	GU10	4000	662	80	F	8W	60°	—	100-240	50/60	25.000	—	ø50/1,9" 54/2,1"	10,70€
	17318	GU10	2700	563	80	G	8W	38°	✓	220-240	50/60	25.000	—	ø50/1,9" 54/2,1"	12,45€
	17319	GU10	4000	560	80	G	8W	38°	✓	220-240	50/60	25.000	—	ø50/1,9" 54/2,1"	12,45€
	17334 NEW	GU10	2700	440	80	F	5W	60°	—	220-240	50/60	15.000	—	ø50/1,9" 50/1,9"	7,50€
	17324	GU10	2700	629	80	F	8W	60°	—	220-240	50/60	25.000	—	ø50/1,9" 54/2,1"	10,70€
	17325	GU10	4000	610	80	F	8W	60°	—	220-240	50/60	25.000	—	ø50/1,9" 54/2,1"	10,70€
	17331	GU10	2700	560	80	G	8W	60°	✓	220-240	50/60	25.000	—	ø50/1,9" 54/2,1"	12,45€
	17332	GU10	4000	671	80	G	8W	60°	✓	220-240	50/60	25.000	—	ø50/1,9" 54/2,1"	12,45€

G45	Ref	Socket	K	lm	CRI	I.E.E.	P	Beam	Dimm	V	Hz	Hrs.	Caract.	Size	
	17472	E27	—	30	—	—	1W	360°	—	220-240	50/60	25.000	Coloured glass	ø45/1,7" 68/2,6"	2,75€
	17473	E27	—	30	—	—	1W	360°	—	220-240	50/60	25.000	Coloured glass	ø45/1,7" 68/2,6"	2,75€
	17475	E27	—	30	—	—	1W	360°	—	220-240	50/60	25.000	Coloured glass	ø45/1,7" 68/2,6"	2,75€

											indoor			Bulbs	
A60 SMART	Ref	Socket	K	lm	CRI	I.E.E.	P	Beam	Dimm	V	Hz	Hrs.	Caract.	Size	
	17498	E27	2700	806	≥80	F	7W	360°	APP	220-240	50/60	25.000	WiFi & Tuya app	ø60/2,3" 102/4,5"	23,05€
C35	Ref	Socket	K	lm	CRI	I.E.E.	P	Beam	Dimm	V	Hz	Hrs.	Caract.	Size	
	17460	E14	2700	400	80	F	4W	360°	—	220-240	50/60	15.000	Matt glass	ø35/1,3" 100/4"	6,20€
G45															
	17461	E14	2700	400	80	F	4W	360°	—	220-240	50/60	15.000	Matt glass	ø45/1,7" 78/3,1"	6,45€
	17519 NEW	E14	2700	400	80	F	4,5W	360°	—	220-240	50/60	15.000	Matt glass	ø45/1,7" 78/3,1"	10,22 €
	17462	E27	2700	400	80	F	4W	360°	—	220-240	50/60	15.000	Matt glass	ø45/1,7" 75/2,9"	7,80 €
	17518 NEW	E27	2700	400	80	F	4,5W	360	✓	220-240	50/60	15.000	Matt glass	ø45/1,7" 75/2,9"	10,22 €
T45															
	17437	E27	3000	550	80	E	5W	360°	—	220-240	50/60	15.000	Matt glass	ø45/1,7" 112/4,4"	13,43 €
A60															
	17463	E27	2700	800	80	F	8W	360°	—	220-240	50/60	15.000	Matt glass	ø60/2,3" 102/4"	10,29 €
	17485	E27	2700	850	80	F	8W	360°	✓	220-240	50/60	15.000	Matt glass	ø60/2,3" 102/4"	18,03 €
	17067	E27	2700	850	80	F	9W	270°	✓	220-240	50/60	15.000	Polycarbonate	ø60/2,3" 120/4,7"	8,29 €
	17070	E27	2700	820	80	F	9W	270°	✓	220-240	50/60	15.000	Polycarbonate	ø60/2,3" 120/4,7"	7,93 €
	17074 NEW	E27	4000	820	80	F	9W	200°	✓	220-240	50/60	15.000	Polycarbonate	ø60/2,3" 110/4,3"	8,29 €
G95															
	17464	E27	2700	800	80	F	8W	360°	—	220-240	50/60	15.000	Matt glass	ø95/3,7" 141/5,5"	15,13 €
	17482	E27	2700	900	80	F	8W	360°	✓	220-240	50/60	15.000	Matt glass	ø95/3,7" 141/5,5"	21,48 €
G120															
	17478	E27	2700	1850	80	F	18W	270°	—	220-240	50/60	15.000	Polycarbonate	ø120/4,7" 158/6,2"	17,91 €
	17479	E27	2700	1600	80	F	18W	270°	✓	220-240	50/60	15.000	Polycarbonate	ø120/4,7" 158/6,2"	23,96 €
G125															
	17465	E27	2700	800	80	F	8W	360°	—	220-240	50/60	15.000	Matt glass	ø125/4,9" 175/6,8"	19,60 €
G45															
	17417	E27	2700	220	80	E	2W	360°	—	220-240	50/60	15.000	Filament	ø45/1,7" 75/2,9"	7,14 €
A60															
	17420	E27	2700	470	80	E	4W	360°	—	220-240	50/60	15.000	Filament	ø60/2,3" 102/4,6"	9,26 €
ST64															
	17422	E27	2700	470	80	E	4W	360°	—	220-240	50/60	15.000	Filament	ø64/2,5" 146/5,7"	13,55 €
G95															
	17415	E27	2700	470	80	E	4W	360°	—	220-240	50/60	15.000	Filament	ø95/3,7" 125/4,9"	16,03 €
G125															
	17423	E27	2700	470	80	E	4W	360°	—	220-240	50/60	15.000	Filament	ø125/4,9" 175/6,8"	19,60 €

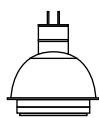
T30	Ref	Socket	K	lm	CRI	I.E.E.	P	Beam	Dimm	V	Hz	Hrs.	Caract.	Size	
	17445	E27	2200	550	80	F	6W	360°	—	220-240	50/60	15.000	Filament Amber	ø28/1,1" 300/11,8"	21,24 €
C35															
	17427	E14	2200	160	—	G	2W	360°	—	220-240	50/60	15.000	Filament Amber	ø36/1,4" 100/3,9"	7,14 €
G45															
	17413	E14	2200	160	—	G	2W	360°	—	220-240	50/60	15.000	Filament Amber	ø45/1,7" 78/3,1"	7,14 €
	17414	E27	2200	160	—	G	2W	360°	—	220-240	50/60	15.000	Filament Amber	ø45/1,7" 75/2,9"	7,14 €
	17493	E27	2200	300	—	G	4W	360°	✓	220-240	50/60	15.000	Filament Amber	ø45/1,7" 75/2,9"	10,59 €
A60															
	17426	E27	2200	400	—	F	4W	360°	—	220-240	50/60	15.000	Filament Amber	ø60/2,3" 102/4"	9,26 €
	17432	E27	2200	440	—	F	5W	360°	✓	220-240	50/60	15.000	Filament Amber	ø60/2,3" 102/4"	14,82 €
ST64															
	17428	E27	2200	400	—	F	4W	360°	—	220-240	50/60	15.000	Filament Amber	ø64/2,5" 146/5,7"	13,55 €
	17433	E27	2200	440	—	F	5W	360°	✓	220-240	50/60	15.000	Filament Amber	ø64/2,5" 146/5,7"	17,67 €
SP64															
	17409	E27	2000	380	—	G	5W	360°	✓	220-240	50/60	15.000	Filament Amber	ø64/2,5" 146/5,7"	22,87 €
G95															
	17429	E27	2200	400	—	F	4W	360°	—	220-240	50/60	15.000	Filament Amber	ø95/3,7" 125/4,9"	16,03 €
G125															
	17425	E27	2200	400	—	F	4W	360°	—	220-240	50/60	15.000	Filament Amber	ø125/4,9" 175/6,8"	19,60 €
	17434	E27	2200	440	—	F	5W	360°	✓	220-240	50/60	15.000	Filament Amber	ø125/4,9" 175/6,8"	21,11 €
A160															
	17447	E27	2000	280	—	G	5W	360°	✓	220-240	50/60	25.000	Filament Amber	ø160/6,3" 300/11,8"	80,83 €
BT180															
	17449	E27	2000	400	—	G	8W	360°	✓	220-240	50/60	25.000	Filament Amber	ø160/6,3" 390/15,3"	92,57 €
A60															
	17496	E27	2700	450	80	E	4W	360°	—	220-240	50/60	25.000	Filament Gold	ø60/2,3" 102/4"	11,37 €
	17071	E27	2700	400	80	F	4W	360°	✓	220-240	50/60	15.000	Filament Black	ø60/2,3" 102/4"	12,95 €
	17073	E27	2700	400	80	F	4W	360°	✓	220-240	50/60	15.000	Filament Mirror	ø60/2,3" 102/4"	10,47 €
G95															
	17271	E27	2700	450	80	E	4W	360°	—	220-240	50/60	15.000	Filament Mirror	ø95/3,7" 125/4,9"	17,85 €
A95															
	17072	E27	2700	400	80	F	4W	180°	✓	220-240	50/60	15.000	Filament Black	ø95/3,7" 125/4,9"	17,85 €
T26															
	17446	E14	2700	120	80	E	1W	360°	—	220-240	50/60	15.000	—	ø25/0,1" 58/2,3"	5,93 €

	Ref	Socket	K	lm	CRI	I.E.E.	P	Beam	Dimm	indoor			Caract.	Size	Bulbs
										V	Hz	Hrs.			
G4															
	17487	G4	3000	155	80	F	1,6W	360°	—	12 AC	—	15.000	—	ø11/0,4" 41/1,6"	6,90 €
	17494	G4	3000	90	80	G	1,5W	360°	—	12 AC	—	25.000	—	ø11/0,5" 33/1,3"	4,42 €
G9															
	17443	G9	2700	350	80	F	3,5W	360°	—	220-240	50/60	15.000	—	ø16/0,7" 50/1,9"	10,71 €
	17444	G9	4000	350	80	F	3,5W	360°	—	220-240	50/60	15.000	—	ø16/0,7" 50/1,9"	10,71 €
	17466	G9	2700	450	80	F	4,5W	360°	—	220-240	50/60	15.000	—	ø16/0,7" 60/2,3"	11,50 €
	17467	G9	4000	450	80	F	4,5W	360°	—	220-240	50/60	15.000	—	ø16/0,7" 60/2,3"	11,50 €
	17468	G9	2700	350	80	F	3,5W	360°	✓	220-240	50/60	15.000	—	ø16/0,7" 50/1,9"	10,29 €
	17495	G9	3000	470	80	E	4W	360°	—	220-240	50/60	15.000	—	ø14/0,5" 65/2,5"	11,25 €
PAR38															
	17400	E27	4000	850	80	F	10W	60°	—	220-240	50/60	30.000	—	ø120/4,7" 134/5,2"	27,77 €
	17398	E27	3000	1052	80	F	11W	23°	—	100-240	50/60	25.000	IP65	ø120/4,7" 134/5,2"	36,42 €
R80															
	17477	E27	2700	1050	80	F	12W	120°	—	220-240	50/60	15.000	—	ø80/3,1" 110/4,3"	8,17 €
JP118															
	17490	R7s	2700	1000	80	F	10W	360°	—	220-240	50/60	15.000	—	ø23/0,9" 118/4,6"	13,43 €
	17497	R7s	2700	850	80	F	8W	360°	—	220-240	50/60	15.000	—	ø16,5/0,6" 118/4,6"	15,91 €
	17502 NEW	R7s	4000	850	80	F	8W	360°	—	220-240	50/60	15.000	—	ø16,5/0,6" 118/4,6"	16,34 €
JP78															
	17488	R7s	2700	600	80	F	6W	360°	—	220-240	50/60	15.000	—	ø23/0,9" 78/3,07"	9,50 €
	17499	R7s	2700	450	80	F	5W	360°	—	220-240	50/60	15.000	—	ø14/0,5" 78/3,07"	12,22 €
	17503 NEW	R7s	4000	500	80	E	4W	360°	—	220-240	50/60	15.000	—	ø16,5/0,6" 78/3,07"	12,58 €
GX53															
	17340	GX53	3000	530	80	F	6W	—	—	220-240	50/60	25.000	—	ø76/2,9" 26/1,2"	18,76 €

Items with special discount conditions

LED Bulb GU5.3

PARATHOM MR16



	SOCKET	P	CRI		DIM	BEAM	FLUX	CCT	
97686227	GU5.3	8W	92	40000 h	✓	24°	485lm	2700K	23,80€
97686230	GU5.3	8W	92	40000 h	✓	24°	500lm	3000K	22,65€
97686327	GU5.3	8W	92	40000 h	✓	36°	485lm	2700K	21,80€
97686330	GU5.3	8W	92	40000 h	✓	36°	500lm	3000K	23,80€

LED bulb GU10

MASTER LED Spot MV



97685327	GU10	5W	90	25000 h	✓	36°	350lm	2700K	6,50€
97685330	GU10	5W	90	25000 h	✓	36°	365lm	3000K	6,50€
97264	GU10	5W	90	25000 h	✓	60°	355lm	2700K	8,22€
97404	GU10	5W	90	25000 h	✓	60°	365lm	3000K	8,40€
97273	GU10	5.5W	97	40000 h	✓	36°	355lm	2700K	14,75€
97402	GU10	5.5W	97	40000 h	✓	36°	375lm	3000K	14,75€

LED bulb GU10

PARATHOM GU10



97166	GU10	6.9W	80	15000 h		36°	575lm	2700K	5,50€
97291	GU10	6.9W	80	15000 h		36°	575lm	3000K	5,50€
97403	GU10	6.9W	80	15000 h		60°	575lm	2700K	5,50€
97292	GU10	6.9W	80	15000 h		60°	575lm	3000K	5,50€

QR111

PARATHOM QR111




97411	G53	15W	90	40000 h	✓	24°	800lm	2700K	31,95€
97412	G53	15W	90	40000 h	✓	24°	800lm	3000K	31,30€
97413	G53	15W	90	40000 h	✓	40°	800lm	2700K	31,30€
97414	G53	15W	90	40000 h	✓	40°	800lm	3000K	31,30€

PAR30


PARATHOM PAR30

97687127	E27	10W	90	25000 h	✓	36°	633lm	2700K	14,70€
----------	-----	-----	----	---------	---	-----	-------	-------	--------

SORAA

GU10	SOCKET	P	CRI	BEAM	FLUX	CCT	Compatible CCT Shifter	Compat. Linear Louver System		
	97691327	GU10	7.5W	95	25°	410lm	2700K	✓	✓	41,80€
	97691127	GU10	7.5W	95	10°	390lm	2700K	✓	✓	50,00€
	97691227	GU10	7.5W	95	36°	410lm	2700K	✓	✓	41,80€
	97691330	GU10	7.5W	95	25°	410lm	3000K	✓	✓	31,60€
	97691130	GU10	7.5W	95	10°	410lm	3000K	✓	✓	50,00€
	97691230	GU10	7.5W	95	36°	435lm	3000K	✓	✓	41,80€

MR16 - GU5.3

	97690127	GU5.3	7.5W	95	10°	390lm	2700K		✓	41,80€
	97690427	GU5.3	7.5W	95	36°	410lm	2700K		✓	31,60€
	97690130	GU5.3	7.5W	95	10°	410lm	3000K	✓	✓	41,80€
	97690430	GU5.3	7.5W	95	36°	435lm	3000K	✓	✓	31,60€

SNAP System - MR16 & PAR 20

97691695	CCT Shifter SNAP Lens - 2" Color Filter, 1/2 CTO, 3000K to 2400K								15,30€
97691696	CCT Shifter SNAP Lens - 2" Color Filter, 3/4 CTO, 3000K to 2200K								15,30€
97691697	SNAP Lens - 2" Linear Beam Spreader 10°x25°								15,30€
97691698	SNAP Lens - 2" Linear Beam Spreader 10°x36°								15,30€
97691701	SNAP Lens - 2" Beam Spreader 17°								10,20€
97691702	SNAP Lens - 2" Beam Spreader 25°								10,20€
97691703	SNAP Lens - 2" Beam Spreader 36°								10,20€
97691704	SNAP Lens - 2" Beam Spreader 60°								10,20€
97691699	SNAP Lens - 2" Louver 40°								15,30€

QR111 - 12V

QR111 - 12V	SOCKET	P	CRI	BEAM	FLUX	CCT		
	97692327	G53	12.5W	95	8°	575lm	2700K	65,30€
	97692427	G53	12.5W	95	36°	575lm	2700K	65,30€
	97692330	G53	12.5W	95	8°	620lm	3000K	65,30€
	97692430	G53	12.5W	95	36°	620lm	3000K	65,30€

SNAP System - Large Lamps

97692595	CCT Shifter SNAP Lens - 4" Color Filter, 1/2 CTO, 3000K to 2700K								26,50€
97692596	CCT Shifter SNAP Lens - 4" Color Filter, 3/4 CTO, 3000K to 2200K								26,50€
97692597	SNAP Lens - 4" Linear Beam Spreader 10°x36°								26,50€
97692598	SNAP Lens - 4" Linear Beam Spreader 10°x60°								26,50€
97692601	SNAP Lens - 4" Beam Spreader 17°								13,25€
97692602	SNAP Lens - 4" Beam Spreader 25°								13,25€
97692603	SNAP Lens - 4" Beam Spreader 36°								13,25€
97692604	SNAP Lens - 4" Beam Spreader 60°								13,25€
97692599	SNAP Lens - 4" Louver 40°								26,50€

DRIVERS

		mA	P	V	units		Driver	
FOX 3W	02101001 02101002	350mA	3W	220/240V	1-5 units	on/off	98310136	21,45€
				220/240V	2-3 units	triac	98310110LC	19,35€
				220/240V	1-5 units	dali	98310136D	49,10€
				220/240V	2-5 units	casambi	98310538	107,05€
FOX 5W	02101001 02101002	500mA	5W	220/240V	1-4 units	on/off	98310336	12,07€
				220/240V	2-4 units	triac	98310321LC	21,55€
				220/240V	1-5 units	dali	98310336D	49,10€
				220/240V	1-5 units	casambi	98310538	107,05€
FOX TRIMLESS 3W	02101101 02101102	350mA	3W	220/240V	1-5 units	on/off	98310136	21,45€
				220/240V	2-3 units	triac	98310110LC	19,35€
				220/240V	1-5 units	dali	98310136D	49,10€
				220/240V	2-5 units	casambi	98310538	107,05€
FOX TRIMLESS 5W	02101101 02101102	500mA	5W	220/240V	1-4 units	on/off	98310336	12,07€
				220/240V	2-4 units	triac	98310321LC	21,55€
				220/240V	1-5 units	dali	98310336D	49,10€
				220/240V	1-5 units	casambi	98310538	107,05€
FOX ORIENTABLE 3W	02101301 02101302	350mA	3W	220/240V	1-5 units	on/off	98310136	21,45€
				220/240V	2-3 units	triac	98310110LC	19,35€
				220/240V	1-5 units	dali	98310136D	49,10€
				220/240V	2-5 units	casambi	98310538	107,05€
FOX ORIENTABLE 5W	02101301 02101302	500mA	5W	220/240V	1-4 units	on/off	98310336	12,07€
				220/240V	2-4 units	triac	98310321LC	21,55€
				220/240V	1-5 units	dali	98310336D	49,10€
				220/240V	1-5 units	casambi	98310538	107,05€
FOX 7W	02101501	350mA	7W	220/240V	1-2 units	on/off	98310136	21,45€
				220/240V	2 units	triac	98310118LC	21,55€
				220/240V	1-2 units	dali	98310136D	49,10€
				220/240V	2 units	casambi	98310538	107,05€
FOX 10W	02101601	500mA	10W	220/240V	1-2 units	on/off	98310336	21,45€
				220/240V	2 units	triac	98310321LC	21,55€
				220/240V	2 units	dali	98310336D	49,10€
				220/240V	2 units	casambi	98310538	107,05€
AIM 3W	02100401	350mA	3W	220/240V	1-5 units	on/off	98310136	21,45€
				220/240V	2-3 units	triac	98310110LC	19,35€
				220/240V	1-5 units	dali	98310136D	49,10€
				220/240V	2-5 units	casambi	98310538	107,05€
CLEAR 7W	02100301	350mA	7W	220/240V	1-2 units	on/off	98310136	21,45€
				220/240V	2 units	triac	98310118LC	21,55€
				220/240V	1-2 units	dali	98310136D	49,10€
				220/240V	2 units	casambi	98310538	107,05€
BOW 3W	02150101	350mA	3W	220/240V	1-5 units	on/off	98310136	21,45€
				220/240V	2-3 units	triac	98310110LC	21,55€
				220/240V	1-5 units	dali	98310136D	49,10€
				220/240V	2-5 units	casambi	98310538	107,05€
BOW 10W	02150201	350mA	10W	220/240V	1-2 units	on/off	98310136	21,45€
				220/240V	1-2 units	triac	98310118LC	21,55€
				220/240V	1-2 units	dali	98310136D	49,10€
				220/240V	1-2 units	casambi	98310538	107,05€
BOW 18W	02150301	350mA	18W	220/240V	only 1 unit	on/off	98310136	21,45€
				220/240V	only 1 unit	triac	98310110LC	21,55€
				220/240V	only 1 unit	dali	98310136D	49,10€
				220/240V	only 1 unit	casambi	98310538	107,05€
PLAS 1W	63281 63282 63283	350mA	1W	220/240V	only 1 unit	on/off	98310103	14,30€
				220/240V	2-3 units	triac	98310110LC	19,35€
				220/240V	5-17 units	dali	98310136D	49,10€
				220/240V	5-17 units	casambi	98310538	107,05€

		mA	P	V	units	Driver		
NAIS ORIENTABLE 7W	02111001 02111002	350mA	7W	220/240V	1-2 units	on/off	98310136	
				220/240V	2 units	triac	98310118LC	
				220/240V	1-2 units	dali	98310136D	
				220/240V	2 units	casambi	98310538	
				220/240V	1-2 units	on/off	98310136	
NAIS 7W	02121001 02121002	350mA	7W	220/240V	2 units	triac	98310118LC	
				220/240V	1-2 units	dali	98310136D	
				220/240V	2 units	casambi	98310538	
WABI 10W	43900	250mA	10W	220/240V	only 1 unit	triac	98310510C	10,50€
NORD 18W	63290	350mA	18W	220/240V	only 1 unit	on/off	98310136	10,80€
				220/240V	only 1 unit	triac	98310118LC	21,99€
				220/240V	only 1 unit	dali	98310136D	28,20€
				220/240V	only 1 unit	casambi	98310538	117,45€

SHADES

Wall lamps

	2P0111 19,80€ $\frac{\text{ø}215/8.6''}{\text{ø}190/7.6''}$ 		2P0112 19,80€ $\frac{\text{ø}215/8.6''}{\text{ø}190/7.6''}$ 		2P0113 19,80€ $\frac{\text{ø}215/8.6''}{\text{ø}190/7.6''}$ 
	2P0211 18,20€ $\frac{\text{ø}220/8.6''}{\text{ø}130/5.1''}$ 		2P0212 18,20€ $\frac{\text{ø}220/8.6''}{\text{ø}130/5.1''}$ 		2P0213 18,20€ $\frac{\text{ø}220/8.6''}{\text{ø}130/5.1''}$ 
	2P0411 28,10€ $\frac{190/7.5''}{\text{ø}160/6.3''}$ 		2P0412 28,10€ $\frac{190/7.5''}{\text{ø}160/6.3''}$ 		2P0413 28,10€ $\frac{190/7.5''}{\text{ø}160/6.3''}$ 
	2P0311 18,10€ $\frac{\text{ø}165/6.5''}{\text{ø}130/5.1''}$ 		2P0312 18,10€ $\frac{\text{ø}165/6.5''}{\text{ø}130/5.1''}$ 		2P0313 18,10€ $\frac{\text{ø}165/6.5''}{\text{ø}130/5.1''}$ 
	2P0615 82,60€ $\frac{\text{ø}215/8.6''}{\text{ø}190/7.6''}$ 		2P0616 82,60€ $\frac{\text{ø}215/8.6''}{\text{ø}190/7.6''}$ 		2P0617 82,60€ $\frac{\text{ø}215/8.6''}{\text{ø}190/7.6''}$ 
	2P0710 96,00€ $\frac{\text{ø}210/8.2''}{\text{ø}190/7.6''}$ 		2P0763 33,50€ $\frac{\text{ø}210/8.3''}{\text{ø}120/4.7''}$ 		

Suspended

	<p>2P0141 129,00€</p> <p> $\varnothing 500/19.7''$ $\varnothing 450/17.7''$ $350/13.8''$ </p>		<p>2P0142 129,00€</p> <p> $\varnothing 500/19.7''$ $\varnothing 450/17.7''$ $350/13.8''$ </p>		<p>2P0143 129,00€</p> <p> $\varnothing 500/19.7''$ $\varnothing 450/17.7''$ $350/13.8''$ </p>
	<p>2P0645 234,50€</p> <p> $\varnothing 500/19.7''$ $\varnothing 450/17.7''$ $350/13.8''$ </p>		<p>2P0646 234,50€</p> <p> $\varnothing 500/19.7''$ $\varnothing 450/17.7''$ $350/13.8''$ </p>		<p>2P0647 234,50€</p> <p> $\varnothing 500/19.7''$ $\varnothing 450/17.7''$ $350/13.8''$ </p>
	<p>2P0710 96,00€</p> <p> $\varnothing 210/8.2''$ $160/6.3''$ </p>		<p>2P0720 121,00€</p> <p> $\varnothing 320/12.6''$ $210/8.2''$ </p>		<p>2P0730 157,50€</p> <p> $\varnothing 450/17.7''$ $310/12.2''$ </p>
	<p>2P0765 58,70€</p> <p> $\varnothing 250/9.8''$ $190/9.8''$ </p>		<p>2P0766 79,10€</p> <p> $\varnothing 300/11.8''$ $230/9.1''$ </p>		<p>2P0767 251,00€</p> <p> $\varnothing 530/20.9''$ $400/15.7''$ </p>
	<p>2P0768 41,80€</p> <p> $\varnothing 225/8.9''$ $\varnothing 125/4.9''$ $170/6.7''$ </p>		<p>2P0769 98,50€</p> <p> $\varnothing 300/11.8''$ $\varnothing 168/6.6''$ $290/11.4''$ </p>		<p>2P0764 160,50€</p> <p> $\varnothing 560/22''$ $\varnothing 315/12.4''$ $360/14.2''$ </p>

Table lamps

	<p>2P0121 25,20€</p>		<p>2P0122 25,20€</p>		<p>2P0123 25,20€</p>
	<p>2P0221 24,50€</p>		<p>2P0222 24,50€</p>		<p>2P0223 24,50€</p>
	<p>2P0421 33,75€</p>		<p>2P0422 33,75€</p>		<p>2P0423 33,75€</p>
	<p>2P0311 18,10€</p>		<p>2P0312 18,10€</p>		<p>2P0313 18,10€</p>
	<p>2P0625 92,50€</p>		<p>2P0626 92,50€</p>		<p>2P0627 92,50€</p>
	<p>2P0720 121,00€</p>		<p>2P0763 33,50€</p>		

Floor lamps

	<p>2P0131 45,60€</p>		<p>2P0132 45,60€</p>		<p>2P0133 45,60€</p>
	<p>2P0231 52,80€</p>		<p>2P0232 52,80€</p>		<p>2P0233 52,80€</p>
	<p>2P0431 53,15€</p>		<p>2P0432 53,15€</p>		<p>2P0433 53,15€</p>
	<p>2P0635 173,10€</p>		<p>2P0636 173,10€</p>		<p>2P0637 173,10€</p>
	<p>2P0730 157,50€</p>		<p>2P0730 157,50€</p>		<p>2P0730 157,50€</p>

STRUCTURES

ARTIS wall



68490 bronze

68491 chrome

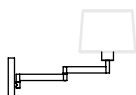
ARTIS wall reader



68492 bronze

68493 chrome

ARTIS wall extensible



68494 bronze

68495 chrome

CONGA/MAMBO/SAMBA wall



64306 matt white

64307 matt black

CONGA/MAMBO/SAMBA wall reader



64308 matt white

64309 matt black

CONGA/MAMBO/SAMBA suspended (turnbuckle)



64314 matt black

CONGA/MAMBO/SAMBA suspended



64315 matt black

CONGA/MAMBO/SAMBA table (small)



64316 matt white

64317 matt black

CONGA/MAMBO/SAMBA table



64310 matt white

64311 matt black

CONGA/MAMBO/SAMBA floor



64312 matt white

64313 matt black

ETERNA wall



24005 chrome

ETERNA wall reader/aplique con lector



24006 chrome/cromo (right)

24007 chrome/cromo (left)

ETERNA table



24008 chrome

FRAME wall



20170 matt nickel

20171 old gold

FRAME wall reader



20172 matt nickel

20173 old gold

MONTREAL wall



24030 white

24031 chrome

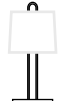
MONTREAL wall reader



24032 white

24033 chrome


MONTREAL table



24034 white

24035 chrome

MONTREAL floor



24036 white

24037 chrome

REM wall



29680 matt nickel

29681 old gold

REM wall reader



29682 matt nickel

29683 old gold

REM table



29684 matt nickel

29685 old gold

REM floor



29686 matt nickel

29687 old gold

RON wall



64400 dark grey








GENERAL INFORMATION

EN	ES	FR	ITA
<p>The technical information detailed in our catalogue can be modified in order to improve the features or design of our products.</p> <p>Faro Barcelona keeps the right to cancel or modify any model without prior notice and without any cause for complaints.</p> <p>The conditions, technical characteristics and prices of the products that appear in this catalogue are the effective ones in the date of impression of the catalogue except for typographical error and are subject to possible changes.</p> <p>The catalogue prices are public prices.</p> <p>RATES DO NOT INCLUDE VAT.</p> <p>Returned goods shall only be accepted, after prior notice being given to LOREFAR, on the grounds of being defective and never on the basis of broken glass or missing parts. In such cases, please contact us so that we can send you the required parts as a matter of urgency.</p> <p>Exchanges or returns of goods in good condition will not be accepted. In the event of express acceptance by LOREFAR, a 20% charge shall be incurred, on receipt and checking, for depreciation and classification of the goods.</p>	<p>La información referente a nuestros productos puede ser modificada con el fin de mejorar las características técnicas o de diseño.</p> <p>Faro Barcelona se reserva el derecho de anular o modificar cualquier modelo sin previo aviso y sin que sea motivo de reclamaciones.</p> <p>Las condiciones, características y precios de los productos que aparecen en este catálogo son los vigentes en la fecha de impresión del catálogo salvo error tipográfico y están sujetos a posibles modificaciones.</p> <p>Los precios mostrados son precios de venta al público (PVP).</p> <p>IVA NO INCLUIDO EN TARIFA</p> <p>Previa comunicación a Lorefar sólo se aceptará la mercancía devuelta por defectuosa, nunca por cristales rotos o falta de algún componente. En estos casos rogamos se pongan en contacto con nosotros para enviarles urgentemente las piezas requeridas.</p> <p>No se admitirán cambios ni devoluciones de mercancía en buen estado. En caso de aceptación explícita por parte de Lorefar, a su recepción y comprobación se emitirá un cargo del 20% en concepto de depreciación y clasificación de la mercancía.</p>	<p>L'information qui se réfère à nos produits peut être modifiée afin d'améliorer les caractéristiques technique ou de design.</p> <p>Faro Barcelona se réserve le droit d'annuler ou de modifier n'importe quel modèle sans préavis et sans que cela soit motif de réclamations.</p> <p>Les conditions, caractéristiques et prix des produits qui apparaissent dans ce catalogue sont celles en vigueur à la date d'impression du catalogue sauf erreur typographique et sont susceptible d'être modifiées ultérieurement.</p> <p>Les prix du catalogue son les prix de vente public .</p> <p>IVA NON COMPRISE DANS LE TARIF.</p> <p>Seule sera acceptée en retour la marchandise défectueuse, et ce après communication à LOREFAR. LOREFAR n'acceptera jamais de retour pour du verre brisé ou pour l'absence d'un composant quelconque. Dans ces derniers cas, nous vous prions de vous mettre en contact avec nous afin que nous vous fournissons les pièces nécessaires. La marchandise en bon état ne sera ni reprise ni échangée. En cas d'acceptation explicite de sa part, LOREFAR retiendra 20% au titre de la dépréciation et de la classification du produit.</p>	<p>La informazione che si riferisce ai nostri articoli può essere soggetta a modifiche con il fine di migliorare le caratteristiche, tecniche o di design, dei nostri prodotti. Faro Barcelona si riserva il diritto di annullare o modificare qualsiasi modello senza previo avviso e senza che sia motivo di reclami.</p> <p>Le condizioni, caratteristiche e prezzi dei prodotti che compaiono in questo catalogo sono quelli vigenti alla data della stampa del catalogo ad eccezione di errori tipografici e sono soggetti a possibili modificazioni.</p> <p>I prezzi indicati sono prezzi di vendita al pubblico.</p> <p>IVA NON INCLUSA IN LISTINO.</p> <p>LOREFAR accetta previa comunicazione, solo la merce restituita perché difettosa; in nessun caso accetterà la merce restituita per presenza di verti rotti o per mancanza di qualche componente. In questi casi vi preghiamo di contattarci per potervi mandare al più presto i pezzi richiesti.</p> <p>Non si effettuano cambi né si ammettono restituzioni di merci in buono stato. In caso di accettazione esplicita da parte di LOREFAR, al momento del ricevimento e della verifica della merce si emetterà un addebito del 20% a titolo di deprezzamento e classificazione.</p>
PT	GER	NL	GRK
<p>A informação referente aos nossos produtos pode ser modificada com o fim de melhorar as características técnicas ou de desenho.</p> <p>A Faro Barcelona reserva-se o direito de anular ou modificar qualquer modelo sem aviso prévio e sem que seja motivo de reclamações.</p> <p>As condições, características e preços dos produtos que aparecem neste catálogo são os vigentes na data de impressão do catálogo salvo erro tipográfico e estão sujeitos a possíveis modificações. Os preços mostrados são preços de venda ao público (PVP).</p> <p>IVA NÃO INCLUIDO NA LISTA DE PREÇOS</p> <p>Mediante comunicação prévia à Lorefar, apenas se aceitará a mercadoria devolvida por defeito, nunca por vidros partidos ou falta de algum componente. Nestes casos pedimos que entrem em contacto conosco para lhes enviarmos urgentemente as peças requeridas.</p> <p>Não serão admitidas alterações nem devoluções de mercadoria em bom estado. Em caso de aceitação explícita por parte da Lorefar, na sua recepção e comprovação emitir-se-á um débito de 20% a título de depreciação e classificação da mercadoria.</p>	<p>Die Information über unsere Produkte kann im Zusammenhang mit den Verbesserungen ihrer technischen Eigenschaften und ihres Designs jederzeit geändert werden.</p> <p>Faro Barcelona behält sich das Recht vor, seine Modelle jederzeit und ohne vorherige Ankündigung vom Markt zu nehmen, ohne dass sich daraus ein Anrecht auf Beschwerden ableiten könnte.</p> <p>Die Bedingungen, Eigenschaften und Preise der Produkte in diesem Katalog gelten zum Datum der Drucklegung des Katalogs vorbehaltlich Druckfehler und können jederzeit geändert werden. Diese Preise gelten für den Direktverkauf an den Kunden.</p> <p>DIE MEHRWERTSTEUER IST NICHT IN DEN PREISEN EINGESCHLOSSEN</p> <p>Nach vorheriger Kommunikation kann Lorefar die Rücklieferung von schadhafter Ware akzeptieren, jedoch niemals wegen beschädigten Glasteilen oder fehlenden Komponenten. In letzteren Fällen setzen Sie sich bitte zwecks schneller Zusendung der notwendigen Teile in Verbindung.</p> <p>Wir tauschen keine Waren in gutem Zustand um oder nehmen sie zurück. Bei ausdrücklicher Annahme durch Lorefar nach Erhalt und Überprüfung stellen wir Ihnen 20% des Preises für Wertverminderung und Handhabung der Ware in Rechnung.</p>	<p>De informatie over onze producten kan gewijzigd worden met als doel de technische eigenschappen of het design te verbeteren.</p> <p>Faro Barcelona behoudt zich het recht voor onaanvaardig modelen te schrappen of te wijzigen en zonder dat dit aanleiding tot een klacht vormt.</p> <p>De voorwaarden, eigenschappen en prijzen van de producten in deze catalogus zijn geldig op het moment van druk van de catalogus tenzij sprake is van een drukfout. Zij zijn onderhevig aan mogelijke wijzigingen. De getoonde prijzen betreffen verkoopprijzen.</p> <p>Btw NIET BIJ DE PRIJS INBEGREPEN</p> <p>Lorefar aanvaardt uitsluitend defecte teruggezonden goederen nadat zij hierover van tevoren op de hoogte is gesteld. Dit geldt niet voor gebroken glas of het ontbreken van onderdelen. In deze gevallen wordt u verzocht met ons contact op te nemen zodat wij u zo snel mogelijk de gewenste onderdelen kunnen toezenden.</p> <p>Ruilen of terugsturen van goederen in correcte staat is niet toegestaan. In geval van uitdrukkelijke aanvaarding door Lorefar wordt bij ontvangst en controle een heffing van 20% voor waardevermindering en classificatie van de goederen toegepast.</p>	<p>Οι πληροφορίες σχετικά με τα προϊόντα μας ενδέχεται να τροποποιηθούν με στόχο τη βελτίωση των τεχνικών χαρακτηριστικών ή του σχεδίου.</p> <p>Η Faro Barcelona διατηρεί το δικαίωμα ακύρωσης ή τροποποίησης οποιουδήποτε μοντέλου χωρίς προηγούμενη προειδοποίηση και χωρίς αυτό να αποτελεί αιτία απαίτησης επιστροφής χρημάτων.</p> <p>Οι όροι, τα χαρακτηριστικά και οι τιμές των προϊόντων που παρουσιάζονται σε αυτόν τον κατάλογο είναι αυτά που ισχύουν κατά την ημερομηνία της εκτύπωσης του καταλόγου, εκτός τυπογραφικών λαθών, και υπόκεινται σε αλλαγές.</p> <p>Ο ΦΠΑ ΔΕΝ ΣΥΜΠΕΡΙΛΑΜΒΑΝΕΤΑΙ ΣΤΗΝ ΤΙΜΗ</p> <p>Μετά από συνεννόηση με τη Lorefar, γίνονται αποδεκτές επιστροφές μόνο αν πρόκειται για ελαττωματικά εμπόρευμα και όχι για θραύση κρυστάλλων ή απουσία κάποιοι στοιχείου. Σης περιπτώσεις αυτές, παρακαλούμε να έρθετε σε επαφή μαζί μας για να σας στείλουμε επείγοντως τα απαιτούμενα μέρη.</p>
RUS	CZ	BL	PL
<p>Информация относящаяся к нашей продукции может быть модифицирована с целью улучшить технические или внешние характеристики.</p> <p>Faro Barcelona сохраняет за собой право аннулировать или модифицировать любую модель без предупреждения и без того что это послужит причиной для жалоб.</p> <p>Условия, характеристики и цены на изделия, указанные в данном каталоге, действительны на дату его выпуска, за исключением опечаток в каталоге, и могут быть изменены. В каталоге указаны розничные цены.</p> <p>БЕЗ УЧЕТА НДС</p> <p>В соответствии с правилами, компания Lorefar принимает возврат изделий только при наличии дефектов, но ни в коем случае не при разбитии стекла или отсутствии какой-либо детали. В таком случае, пожалуйста, свяжитесь с нами, чтобы мы отправили вам необходимые детали. Товар в рабочем состоянии не подлежит обмену или возврату. В случае подтверждения компанией Lorefar наличия дефектов, после возврата и проверки, начисляется 20% стоимости с учетом амортизации и классификации товаров.</p>	<p>Technické informace uvedené v katalogu mohou být modifikovány za účelem zdokonalování vlastností svítidel nebo jejich designu.</p> <p>Producent Faro Barcelona si vyhrazuje právo konstrukčních změn nabízených modelů bez předcházejícího oznámení a tato skutečnost nemůže být předmětem jakékoliv stížnosti či reklamace.</p> <p>Podmínky, technické specifikace a ceny produktů uvedené v katalogu jsou platné ke dni vydání katalogu. Producent si vyhrazuje právo konstrukčních změn nabízených modelů, pokud tyto nepovedou k zásadním změnám charakteru výrobků. Informace z tohoto katalogu postrádají platnosti v den vydání katalogu nového.</p> <p>VŠECHNY CENY JSOU UVEDENY BEZ DPH., Zboží může být vráceno pouze po předchozím souhlasu od společnosti PAXI, na základě poruchy nebo vady ovšem nikdy na základě poškozeného skla nebo chybějícího dílu. V takových případech nás, prosím, kontaktujte, abychom Vám mohli požadované části svítidel urgentně zaslat. Výměny nebo vrácení zboží v dobrém technickém stavu je nepřijatelné.</p>	<p>Техническая информация, представленная в нашiat каталог, може да бъде променяна с цел да подобри представянето или дизайна на продуктите.</p> <p>Фаро Барселона си запазва правото да отменя или променя всеки модел без предварително осведомяване и без това да се счита причина за оплаквания.</p> <p>Условията, техническите характеристики и цените на продуктите показани в този каталог са ефективни към датата на отпечатването на каталога, с изключение на грешки при отпечатване и са обект на възможни промени.</p> <p>Цените в каталога са публичните цени.</p> <p>ЦЕНИТЕ НЕ ВКЛЮЧВАТ ДДС.</p> <p>Връщане на закупена стока ще да бъдат приети единствено след писмено осведомяване на ЛОРЕФАР на основание дефекти и в никакъв случай на основание чулено стъкло или липсващи части. В таква случаи моля свържете се с нас, за да ви изпратим липсващите части по спешност.</p> <p>Размяна или връщане на стока в добро състояние няма да бъде извършвана. В случай на спешно приемане от ЛОРЕФАР 20 % такса ще бъде наложена за приемане и проверка, за обезценяване и класификация на продуктите.</p>	<p>Informacje techniczne wyszczególnione w naszym katalogu mogą być modyfikowane w celu poprawienia właściwości lub wzornictwa produktów.</p> <p>Faro Barcelona ma prawo do anulowania i modyfikowania każdego z modeli bez uprzedniego infomowania i nie przyjmuje skarg z tego tytułu.</p> <p>Warunki, opis techniczny oraz ceny artykułów, które pojawiają się w katalogu są aktualne do czasu przedruku katalogu za wyjątkiem pomyłek w druku, które podlegają ewentualnej zmianie. Ceny w katalogu są cenami publicznymi.</p> <p>CENY NIE ZAWIERAJĄ STAWKI VAT.</p> <p>Ewentualne zwroty mogą być zaakceptowane po uprzedniej zgodzie przez Lorefar na podstawie stwierdzenia, że są wadliwe, nigdy nie przyjmowane są zwroty artykułów, z powodu stłuczenia szkła czy brakujących części, w tym przypadku prosimy o kontakt w celu wysłania potrzebnych części w trybie natychmiastowym.</p> <p>Wymiany lub zwroty artykułów w dobrym stanie nie będą zaakceptowane. W przypadku wyraźnej akceptacji przez Lorefar, 20% opłaty może być poniesione na otrzymaniu i sprawdzenie, w celu sklasyfikowania uszkodzenia artykułu.</p>

MATERIALS

EN	ES	FR	ITA
ABS	ABS	ABS	ABS
Acrylic	Acrílico	Acrylique	Acrílico
Aluminium	Aluminio	Aluminium	Alluminio
Beige Ribbon Shade	Tela encintada	Tissu adhésif	Tessuto registrato
Bubble Glass	Cristal Burbuja	Verre bullé	Vetro bolla
Brass	Latón	Laiton	Ottone
Die Cast Aluminium	Aluminio Inyectado	Fonte d'aluminium	Ghisa alluminio
Fiber Glass	Fibra de Vidrio	Fibre De Verre	Fibra Di Vetro
Glass	Cristal	Verre	Vetro
Leather	Piel	Peau	Pelle
Linen	Lino	Lin	Biancheria
Marble	Mármol	Marbre	Marmo
Opal Acrylic	Acrílico Opal	Acrylique opale	Acrílico opale
Opal Glass	Cristal Opal	Verre opale	Vetro opalino
Opal PMMA	PMMA Opal	PMMA opale	PMMA opale
Opal Polycarbonate	Policarbonato Opal	Polycarbonate opale	Policar-bonato opale
Opal PVC	PVC Opal	PVC opale	PVC opale
Papyrus	Papiro	Papyrus	Papiro
Parchment	Pergamino	Parchemin	Pergamena
PEMD	PEMD	PEMD	PEMD
PET Polyethylene Terephthalate	PET Polietileno tereftalato	PET Polyéthylène téréphtalate	PET polietilene tereftalato
Plaster	Yeso	Gypse	Gesso
PMMA	PMMA	PMMA	PMMA
Polycarbonate	Policarbonato	Polycarbonate	Policarbonato
Polyethylene	Polietileno	Polyéthylène	Polietilene
Polymer	Polímero	Polymères	Polimero
Polypropylene	Polipropileno	Polyéthylène	Polietilene
PVC	PVC	PVC	PVC
Rattan	Ratán	Rotin	Malacca
Resine	Resina	Résine	Resina
Rustic Glass	Cristal Rústico	Verre rustique	Vetro rustico
Silicone	Silicona	Silicone	Silicone
Stainless Steel	Acero Inoxidable	Acier inoxydable	Acciaio inossi.
Steel	Acero	Acier	Acciaio
Teflon	Teflón	Teflon	Teflon
Textile	Téxtil	Textile	Tessile
Translucent Glass	Cristal Translúcido	Verre translucide	Vetro traslucido
Translucent Polycarbonate	Policarbonato Translúcido	Polycarbonate translucide	Policar-bonato transl.
Transparent Glass	Cristal Transparente	Verre transparent	Vetro trasparente
Transparent PMMA	PMMA Transparente	PMMA transparent	PMMA trasparente
Wood	Madera	Bois	Legno
Zinc	Zinc	Zinc	Zinco

SYMBOLOLOGY

	EN	ES	FR	ITA
	Switch / Double Switch	Interruptor / Doble Interruptor	Interrupteur / Double Interrupteur	Interruttore / Doppio Interruttore
	USB Charger	Cargador USB	Chargeur USB	Caricatore USB
	Adjustable	Orientable	Orientable	Regolabile
	Dimmable	Dimable	Réglable	Regolabile
	Recessed box	Caja empotrar	Boîte encastrée	Incasso box
	Passive Infrared sensor (PIR)	Detector de movimiento pasivo (PIR)	Capteur infrarouge passif (PIR)	SENSORE PASSIVO A INFRAROSSI (PIR)
	Leading & Trailing-edge dimming	Regulación con regulador de corte al inicio y/o al final de fase	Gradation avant et arrière	Dimmer iniziale e finale

Ref	Pag.	Ref	Pag.	Ref	Pag.	Ref	Pag.
01001	374	20024	424	20065	378	20172-03	408
01004	464	20025	156	20066	378	20173-01	408
01006	464	20026	156	20069	84	20173-02	408
01007A	92	20029	156	20075	82	20173-03	408
01009A	382	20030	156	20076	82	20208	54
01014A	384	20031-122	330	20077	338	20209	54
01015	50	20031-123	330	20079	190	20210	54
01016	50	20031-80	376	20092	282	20300-92	392
01017	50	20031-81	376	20093	282	20301-93	392
01025A	92	20031-88	410	20094	282	20301-94	392
01026A	384	20032-122	330	20095	282	20302-92	392
01027A	382	20032-123	330	20116	196	20303-93	392
01040	492	20032-80	376	20117	196	20303-94	392
01041	492	20032-81	376	20118	196	20304-82	136
01046	160	20032-88	410	20119	196	20305-83	136
01206	490	20033-122	64	20120	196	20305-84	136
01207	490	20033-123	64	20121	196	20306-85	136
01208	490	20033-80	112	20122	196	20307-86	136
02100101C	607	20033-81	112	20123	196	20307-87	136
02100301	566	20034-122	64	20124	196	20308-89	238
02100501	574	20034-123	64	20125	196	20309-90	238
02100502	574	20034-80	112	20126	196	20309-91	238
02100503	574	20034-81	112	20127	196	20330	370
02100601	578	20034-88	148	20128	196	20331	370
02100602	578	20040-122	330	20129	196	20332	370
02100603	578	20040-123	330	20130	196	20335-116	334
02100701	576	20045	488	20131	196	20335-117	334
02100702	576	20046	202	20160	188	20336-119	68
02100801	566	20046-3L	272	20160-3L	274	20336-120	68
02100901	568	20046-5L	272	20160-5L	274	20337-116	68
02101001	570	20046-7L	272	20160-7L	274	20337-117	68
02101002	570	20047	202	20161	188	20338-116	180
02101101	570	20048	202	20161-3L	274	20338-117	180
02101102	570	20049	488	20161-5L	274	20338-119	180
02101301	572	20050	202	20161-7L	274	20338-120	180
02101302	572	20050-3L	272	20164-95	158	20339-116	178
02101401	578	20050-5L	272	20164-96	158	20339-117	178
02101402	578	20050-7L	272	20165-95	372	20339-119	178
02101501	572	20051	202	20165-96	372	20339-120	178
02101601	572	20052	344	20166-95	188	20340-116-3L	274
02111001	562	20053	344	20166-96	188	20340-116-5L	274
02111002	562	20054	142	20167	372	20340-116-7L	274
02121001	562	20055	142	20168	372	20340-117-3L	274
02121002	562	20056	74	20169	188	20340-117-5L	274
02200501	574	20057	74	20170-01	408	20340-117-7L	274
02200502	574	20058	378	20170-02	408	20340-119-3L	274
02200503	574	20059	378	20170-03	408	20340-119-5L	274
02300101	576	20060	380	20171-01	408	20340-119-7L	274
02400101	578	20061	380	20171-02	408	20340-120-3L	274
02400102	578	20062	380	20171-03	408	20340-120-5L	274
19031	00	20063	380	20172-01	408	20340-120-7L	274
20023	424	20064	380	20172-02	408	20342-116	334

Ref	Pag.	Ref	Pag.	Ref	Pag.	Ref	Pag.
20342-117	334	24034-04	134	28281	172	29311	146
20343-116-5L	182	24034-05	134	28282	172	29312	146
20343-117-5L	182	24036-07	134	28283	170	29313	242
20343-119-5L	182	24036-08	134	28284	170	29326	422
20343-120-5L	182	24037-07	134	28285	170	29328	422
20400	38	24037-08	134	28286	170	29329	422
20401	38	24037-09	134	28287	170	29330	422
20402	38	24521	110	28300	174	29331	422
20403	40	24522	110	28301	174	29332	152
20404	40	24528	374	28302	174	29333	152
20405	40	28209	206	28370	124	29335	152
20406	42	28209-1L	208	28371	124	29336	152
20407	42	28209-2L	210	28373	214	29395	388
20408	42	28209-3L	210	28374	214	29396	388
23001-57	78	28209-4L	212	28375	206	29397	200
23001-58	78	28209-5L	214	28375-1L	208	29398	116
23002-57	80	28210	206	28375-2L	208	29399	116
23002-58	80	28210-1L	208	28375-3L	210	29468	244
23003-59	80	28210-2L	210	28375-4L	212	29565	388
23003-60	80	28210-3L	210	28375-5L	214	29566	388
23004-57	342	28210-4L	212	28376	206	29567	200
23004-58	342	28210-5L	214	28376-1L	208	29568	116
23065	78	28211	94	28376-2L	208	29569	116
23066	78	28212	94	28376-3L	210	29680-19	406
24005-10	404	28251	60	28376-4L	212	29680-20	406
24005-11	404	28252	60	28376-5L	214	29680-21	406
24005-12	404	28253	60	28378	94	29681-19	406
24006-10	404	28254	60	28379	94	29681-20	406
24006-11	404	28255	60	28380	96	29681-21	406
24006-12	404	28256	60	28382	96	29683-19	406
24007-10	404	28257	326	28383	96	29683-20	406
24007-11	404	28258	326	28385	96	29683-21	406
24007-12	404	28259	326	28387	90	29685-04	138
24008-13	98	28260	170	28388	90	29685-05	138
24008-14	98	28261	170	28394	238	29685-06	138
24008-15	98	28262	170	28398	244	29687-07	138
24015	456	28263	170	28399	244	29687-08	138
24016	456	28264	170	28401	100	29687-09	138
24020-31	126	28265	170	28413	426	29690	368
24020-32	126	28266	172	28414	426	29691	204
24023-33	126	28267	172	28415	426	29692D	114
24023-34	126	28268	172	28430	86	29693D	114
24030-01	394	28269	60	28431	86	29694	204
24030-02	394	28270	60	29039	530	29695	368
24031-01	394	28271	60	29040	530	29696	204
24031-02	394	28272	60	29043	530	29697	114
24031-03	394	28274	326	29047	122	29698	114
24032-01	394	28275	326	29049	122	29699	204
24032-02	394	28277	170	29306	488	29764	166
24033-01	394	28278	170	29307	146	29844	386
24033-02	394	28279	170	29309	242	29846	118
24033-03	394	28280	170	29310	488	29847	118

Ref	Pag.	Ref	Pag.	Ref	Pag.	Ref	Pag.
29848	198	2P0113	599	2P0767	600	40667	532
29849	198	2P0121	601	2P0768	600	40994	440
29864	242	2P0122	601	2P0769	600	40996	440
29865	242	2P0123	601	40070	484	41019	440
29866	150	2P0131	602	40076	512	41020	440
29867	150	2P0132	602	40077	320	41023	452
29868	150	2P0133	602	40078	248	41025N	448
29869	150	2P0141	600	40085	512	41026	452
29871	586	2P0142	600	40086	512	41028	450
29872	586	2P0143	600	40087	512	41029	450
29873	538	2P0211	599	40088	512	41030	450
29874	538	2P0212	599	40090	368	41031	450
29875	538	2P0213	599	40091	368	41032	450
29876	538	2P0221	601	40092	368	42919	568
29877	292	2P0222	601	40093	368	42921	562
29878	292	2P0223	601	40095	366	42926	582
29881	120	2P0231	602	40096	366	42927	582
29882	120	2P0232	602	40097	366	42928	580
29883	120	2P0233	602	40098	366	42929	580
29884	120	2P0311	599	40099	366	42930	580
29894	262	2P0312	599	40102	360	42931	582
29895	262	2P0313	599	40103	360	43065	00
29896	586	2P0411	599	40104	360	43070	00
29897	538	2P0412	599	40110	550	43396	556
29898	120	2P0413	599	40111	550	43397	556
29899	120	2P0421	601	40112	552	43398	556
29940	416	2P0422	601	40113	552	43399	560
29944	242	2P0423	601	40114	550	43400	560
29946	416	2P0431	602	40115	550	43401	558
29948	154	2P0432	602	40116	552	43402	558
29950	424	2P0433	602	40117	552	43403	558
29951	424	2P0615	599	40118	550	43404	560
29955	164	2P0616	599	40119	550	43405	560
29958	164	2P0617	599	40120	552	43406	556
29974	418	2P0625	601	40121	552	43407	556
29975	418	2P0626	601	40122	554	43408	556
29976	418	2P0627	601	40123	554	43409	560
29979	144	2P0635	602	40124	554	43410	560
29980	420	2P0636	602	40125	554	43411	558
29981	420	2P0637	602	40126	554	43412	558
29982	420	2P0645	600	40127	554	43413	558
29983	420	2P0646	600	40135	466	43500	534
29984	144	2P0647	600	40136	466	43501	534
29985	144	2P0710	599	40550	538	43502	534
29986	240	2P0720	600	40551	538	43520	536
29987	240	2P0730	600	40660	532	43521	536
29988	240	2P0750	00	40661	532	43522	536
29996	410	2P0760	00	40662	532	43525	536
29997	148	2P0763	599	40663	532	43527	536
29998	148	2P0764	600	40664	532	43528	536
2P0111	599	2P0765	600	40665	532	43529	292
2P0112	599	2P0766	600	40666	532	43531	292

Ref	Pag.	Ref	Pag.	Ref	Pag.	Ref	Pag.
43534	292	51909	108	62105	468	62173-78	364
43600	564	51910	108	62108	468	62174-50	348
43601	564	51916	108	62111	458	62174-51	349
43720	588	51917	108	62114	458	62174-69	365
43721	588	52057	104	62115	436	62174-78	364
43722	526	52058	104	62116	458	62300	610
43723	526	52059	448	62117	458	62301	610
43724	588	52061	448	62118	458	62302	480
43725	588	52064	104	62120	458	62303	480
43726	526	52065	104	62121	458	62350	456
43727	526	52071	106	62122	460	62351	456
43728	526	53415	102	62123	460	62353	456
43729	526	53416	102	62124	460	62355	462
43730	609	57211-01	158	62125	460	62360	462
43731	610	57211-03	158	62126	458	62361	462
43732	610	57300	352	62128	458	62703	454
43740	528	57301	352	62129	458	62704	454
43741	528	57302	352	62130	610	62705	428
43742	528	57312	88	62131	610	62706	428
43743	528	57313	88	62132	610	62707	442
43744	528	57314	88	62133	610	62708	442
43745	528	57315	88	62134	610	62710	442
43746	304	57316	88	62135	610	62711	442
43747	304	57317	88	62139	222	62800	258
43748	494	57318	352	62140	610	62801	258
43749	494	57319	352	62141	610	62802	258
43750	494	57320	352	62142	610	62802-3L	273
43751	494	57400	106	62143	610	62802-5L	273
43752	568	57401	106	62144	610	62802-7L	273
43753	568	57402	486	62145	610	62803	258
43754	262	57403	486	62146	610	62803-3L	273
43755	262	60000	486	62147	610	62803-5L	273
43756	262	60004	256	62150	478	62803-7L	273
43757	588	60010	514	62151	478	62804	258
43758	304	60011	514	62152	478	62804-3L	274
43759	494	60012	176	62153	478	62804-5L	274
43760	494	60013	176	62154	478	62804-7L	274
43761	568	61080	508	62155	478	62805	258
43762	526	61081	508	62156	90	62805-3L	274
43763	526	61082	508	62157	90	62805-5L	274
43764	304	61083	508	62161	436	62805-7L	274
43765	494	61084	508	62162	436	62806	252
43766	494	61085	508	62163	436	62807	486
43767	432	61086	508	62164	436	62809	482
43768	432	61087	508	62168	90	62810	482
43900	566	61088	508	62169	90	62819	496
46060	00	61101	194	62170	478	62820	496
51129	444	61103	194	62171	478	62821	496
51133	444	61104	194	62172	478	62822	496
51134	444	61105	194	62173-50	348	62965	316
51135	444	61117	194	62173-51	349	62966	316
51908	108	62104	458	62173-69	365	62968	318

Ref	Pag.	Ref	Pag.	Ref	Pag.	Ref	Pag.
62969	318	63408	310	64159	266	64255-125	186
62980	316	63410	310	64160	266	64255-125-3L	275
62981	316	63420	336	64162	266	64255-125-5L	275
62983	318	63421	336	64168	446	64255-125-7L	275
62986	510	63422	336	64169	446	64255-126	186
62987	510	63480	504	64172	222	64255-126-3L	275
62988	428	63481	610	64174	268	64255-126-5L	275
63124	304	63490	546	64183	290	64255-126-7L	275
63125	304	63491	546	64188	314	64255-127	186
63167	480	63503	514	64188N	314	64255-127-3L	275
63173	500	63504	514	64198	300	64255-127-5L	275
63174	500	63505	514	64199	300	64255-127-7L	275
63175	500	63506	514	64200	300	64255-128	186
63176	502	63507	518	64201	300	64255-128-3L	275
63177	502	63508	518	64202	586	64255-128-5L	275
63178	502	63509	518	64203	586	64255-128-7L	275
63184	506	63510	512	64204	302	64256	186
63225	506	63512	518	64205	302	64257	186
63268	298	63513	518	64206	302	64258	186
63269	298	63514	518	64207	302	64259	186
63270	294	63520	516	64210A	610	64261	216
63271	294	63521	516	64211A	610	64262	216
63272	294	63522	516	64212A	610	64263	216
63273	294	63523	516	64213A	610	64270	356
63274	296	63600	520	64214A	610	64271	356
63275	296	63601	520	64215A	610	64272	356
63276	296	63602	520	64223	264	64273	356
63277	296	63603	520	64224	264	64274	356
63278	498	63604	520	64231	276	64275-111	72
63279	504	63605	520	64232	276	64275-112	72
63281	548	64026	468	64250	290	64275-113	72
63282	548	64027	368	64251	290	64275-114	72
63283	548	64028	368	64255	186	64275-115	72
63284	498	64030	466	64255-111-3L	275	64276-111	72
63285	504	64096	288	64255-111-5L	275	64276-112	72
63286	544	64097	288	64255-111-7L	275	64276-113	72
63290	544	64099	216	64255-112-3L	275	64276-114	72
63291	314	64128	252	64255-112-5L	275	64276-115	72
63311	506	64128-3L	273	64255-112-7L	275	64277	284
63312	506	64128-5L	273	64255-113-3L	275	64278	284
63313	542	64128-7L	273	64255-113-5L	275	64279	284
63316	522	64133	254	64255-113-7L	275	64280	284
63317	522	64133-3L	273	64255-114-3L	275	64281	284
63318	522	64133-5L	273	64255-114-5L	275	64282	284
63319	522	64133-7L	273	64255-114-7L	275	64302	414
63393	308	64135-3L	273	64255-115-3L	275	64303	414
63394	308	64135-5L	273	64255-115-5L	275	64304	414
63395	308	64135-7L	273	64255-115-7L	275	64305	414
63397	312	64137	248	64255-124	186	64306-01	396
63398	312	64137-3L	273	64255-124-3L	275	64306-02	396
63399	312	64137-5L	273	64255-124-5L	275	64306-35	390
63404	312	64137-7L	273	64255-124-7L	275	64306-36	390

Ref	Pag.	Ref	Pag.	Ref	Pag.	Ref	Pag.
64306-37	390	64314-47-5L	271	65071	254	68317	306
64307-03	396	64314-47-7L	271	65081	250	68334	108
64307-35	390	64314-48	232	65082	250	68423	100
64307-36	390	64314-48-3L	271	65133	484	68461	244
64307-37	390	64314-48-5L	271	65134	248	68462	166
64307-47	400	64314-48-7L	271	65134-72	226	68463	166
64307-71	398	64314-49	232	65134-73	228	68467	434
64308-01	396	64314-49-3L	271	65134-74	228	68468	434
64308-02	396	64314-49-5L	271	65134-75	228	68488	140
64308-35	390	64314-49-7L	271	65134-76	226	68489	140
64308-36	390	64314-54	236	65134-77	226	68490-01	402
64308-37	390	64314-54-3L	272	65137	304	68490-02	402
64309-03	396	64314-54-5L	272	66400-101	470	68490-03	402
64309-35	390	64314-54-7L	272	66400-102	470	68491-01	402
64309-36	390	64314-55	236	66400-105	470	68491-02	402
64309-37	390	64314-55-3L	272	66400-106	470	68491-03	402
64309-47	400	64314-55-5L	272	66400-97	470	68492-01	402
64309-71	398	64314-55-7L	272	66400-98	470	68492-02	402
64310-04	132	64314-56	236	66401-100	472	68492-03	402
64310-05	132	64314-56-3L	272	66401-103	472	68493-01	402
64310-38	130	64314-56-5L	272	66401-104	472	68493-02	402
64310-39	130	64314-56-7L	272	66401-107	473	68493-03	402
64310-40	130	64315-44	234	66401-108	473	68494-01	402
64311-06	132	64315-45	234	66401-109	473	68494-02	402
64311-38	130	64315-46	234	66401-110	473	68494-03	402
64311-39	130	64315-47	230	66401-99	472	68495-01	402
64311-40	130	64315-48	230	66403	476	68495-02	402
64311-48	128	64315-49	230	66404	476	68495-03	402
64312-07	132	64315-54	236	66405	474	68496	438
64312-08	132	64315-55	236	66406	474	68497	438
64312-41	130	64315-56	236	66407	474	68498	438
64312-42	130	64316-01	132	66408	474	68499	438
64312-43	130	64316-02	132	66409	474	68500	162
64313-09	132	64316-35	130	66410	474	68501	162
64313-41	130	64316-36	130	66411	476	68503	162
64313-42	130	64316-37	130	66412	476	68504	430
64313-43	130	64317-03	132	66413	477	68505	430
64313-49	128	64317-35	130	66414	477	68506	430
64314-44	234	64317-36	130	66415	477	68507	430
64314-44-3L	272	64317-37	130	66416	477	68508	438
64314-44-5L	272	64317-47	128	68145	256	68509	438
64314-44-7L	272	64317-71	98	68145-3L	272	68561	246
64314-45	234	64318	442	68145-5L	272	68562	246
64314-45-3L	272	64319	442	68145-7L	272	68563	246
64314-45-5L	272	64321	262	68146	256	68564	246
64314-45-7L	272	64322	428	68146-3L	272	68569	260
64314-46	234	64323	428	68146-5L	272	68590-69	224
64314-46-3L	272	64400-10	412	68146-7L	272	68590-70	224
64314-46-5L	272	64400-11	412	68153	260	68591-1L	218
64314-46-7L	272	64400-12	412	68283	268	68591-3L	271
64314-47	232	64500	220	68284	268	68591-5L	271
64314-47-3L	271	64501	220	68298	306	68591-7L	271

Ref	Pag.
68592-1L	218
68592-3L	271
68592-5L	271
68592-7L	271
68593-1L	218
68593-3L	271
68593-5L	271
68593-7L	271
68594-1L	218
68594-3L	271
68594-5L	271
68594-7L	271
68595-1L	218
68595-3L	271
68595-5L	271
68595-7L	271
68596-1L	218
68596-3L	271
68596-5L	271
68596-7L	271
68597-1L	218
68597-3L	271
68597-5L	271
68597-7L	271
68600-50	192
68600-51	192
68602	276
68604-44	277
68604-45	277
68604-46	277
68604-47	277
68604-48	277
68604-49	277
68604-54	277
68604-55	277
68604-56	277
68604-62	277
68604-63	277
68604-64	277
68604-65	277
68604-66	277
68604-67	277
68604-68	277
68610	280
68611	280

Aina	268	Danka	264	Kamen	506	Mambo	400
Aire	42	Danubio	520	Kao	312	Mar	40
Akane	124	Diula	510	Kera	610	Margot	246
Amelia	280	Dolme	288	Kera	480	Marina	256
Amelia	86	Dolme	216	Kit-Carriles	610	Marisol	176
Ami	312	Dominica	330	Klee	378	Marlin	254
Anouk	102	Dominica	64	Koi	562	Marlin	273
Argón	558	Dominica	330	Kombo	218	Marlin	484
Art	273	Domino	542	Kombo	271	May	366
Art	248	Drum	126	Kombo	277	Maya	360
Artis	140	Duas	434	Lago	514	Mega	310
Artis	402	Eaco	502	Lang	274	Milo	336
Aurea	436	Ebba	568	Lang	258	Mine	94
Banker	108	Elsa	504	Lao	122	Mine	206
Baobab	108	Eres	468	Lao	530	Moist	568
Bel	450	Eterna	404	Le Petit	436	Moma	162
Berni	422	Eterna	98	Lead	454	Moma	430
Berni	152	Flin	442	Lena	104	Montreal	134
Bianca	512	Fold	414	Lena	448	Montreal	394
Bic	310	Foro	312	Leser	452	Mood	380
Black	166	Fox	570	Levita	204	Mou	252
Bliss	100	Fox	572	Levita	114	Moy	368
Board	492	Frame	408	Levita	368	Nais	562
Boc	442	Fresh	574	Liana	260	Naos	220
Boken	450	Fresh	578	Liggera	82	Nash	496
Brume	512	Fresh	576	Liggera	190	Natsu	302
Brume	320	Fusta	238	Liggera	338	Navi	610
Brume	248	Gala	514	Linda	146	Navi	542
Buddy	54	Gas	560	Linda	242	Neon	560
Celia	484	Gru	108	Linda	488	Neu	544
Charlotte	246	Guadalupe	376	Link	120	Nidia	100
Chera	500	Guadalupe	112	Link	292	Nido	260
Claire	258	Guest	160	Link	538	Niko	92
Claire	273	Haka	600	Link	586	Niko	382
Clara	252	Haka	228	List	486	Niko	384
Clara	273	Halita	254	Loa	482	Nila	344
Clear	566	Han	374	Logos	316	Nila	142
Click	564	Handy	426	Loke	440	Nila	344
Coco	532	Haru	302	Loop	116	Nilo	522
Cocotte	290	Homs	480	Loop	200	Nit	464
Cocotte	216	Hoshi	90	Loop	388	Noon	462
Confetti	192	Hotel	416	Lou	258	Nord	544
Confetti	348	Hotel	154	Luan	582	Olaf	498
Confetti	349	Hotel	242	Luang	78	Ora	262
Conga	396	Hudson	482	Luang	80	Orleans	292
Conga	132	Hyde	550	Luang	342	Orleans	536
Conga	236	Hyde	552	Lula	96	Oslo	498
Conga	272	Hyde	554	Luna	506	Otto	104
Conga	277	Inviting	88	Lupe	148	Otton	470
Corb	466	Inviting	352	Lupe	410	Otton	472
Cosmos	264	Iris	308	Magma	244	Otton	473
Costas	224	Isabelle	174	Magos	370	Ovo	468
Costas	364	Ito	106	Magritte	508	Pam	266
Cotton	476	Janet	304	Mambo	128	Papua	166
Cotton	474	Jellyfish	110	Mambo	230	Pepper	446
Cotton	477	Joy	368	Mambo	232	Perla	512
Cove	504	Juliet	448	Mambo	271	Ping	514
Crater	244	Kale	454	Mambo	277	Pixie	456

Plas	546
Plas	548
Plat	256
Plat	272
Plot	586
Pluma	222
Pote	304
Press	456
Press	456
Pure	374
Radón	556
Ras	486
Rel	300
Rem	406
Rem	138
Retro	488
Retro	202
Retro	272
Retro	488
Ring	538
Rob	438
Roda	428
Ron	412
Room	418
Rose	250
Sabi	262
Sahara	428
Saigon	196
Saipan	226
Saipan	600
Samba	130
Samba	234
Samba	272
Samba	277
Samba	390
Sami	452
Savoy	136
Savoy	238
Savoy	392
Sera	480
Seven	268
Seven	306
Shan	84
Shoku	284
Side	610
Side	222
Side	286
Side	610
Signal	607
Smile	610
Snap	106
Snap	106
Snap	486
Snow	504
Son	580
Stan	262
Stan	304
Stan	304

Stan	432
Stan	494
Stan	494
Stan	526
Stan	526
Stan	528
Stan	568
Stan	588
Stan	588
Stan	609
Stan	610
Stand Up	158
Stone	534
Stood	118
Stood	198
Stood	386
Studio	60
Studio	170
Studio	170
Studio	172
Studio	172
Studio	326
Studio	326
Studio	444
Suau	458
Suau	460
Sumba	98
Sumba	226
Sumba	398
Sumba	599
Sumba	600
Sven	298
Sweet	164
Sweet	424
Take Away	50
Tatawin	334
Tatawin	68
Tatawin	178
Tatawin	180
Tatawin	182
Tatawin	274
Tatawin	334
Tecto	294
Tecto	296
Ted	582
Ten	90
Ten	478
Tender	282
Tera	506
Tide	516
Tierra	38
Tila	462
Tira	428
Tod	582
Tola	318
Tou	490
Tree	150
Tree	242

Treewood	74
Tupai	226
Tupai	600
Venice	72
Venice	186
Venice	275
Venice	356
Vesper	144
Vesper	240
Vesper	420
Vico	194
Volga	518
Volta	156
Volta	424
Vuk	314
Wabi	566
Well	466
Wet	566
Whizz	158
Whizz	188
Whizz	274
Whizz	372
Zon	314

TRUE BEAUTY
RESIDES
IN SIMPLICITY.
IN EVERY SMALL
MOMENT WE
DISCOVER
THE EXTRAORDINARY.